

BE HEARD: IT'S EVERYONE'S ISSUE

A SEXUAL MISCONDUCT SURVEY

2025 RESULTS



ABOUT THE SURVEY

The Sexual Misconduct Campus Climate Survey was conducted by Southern Illinois University, Carbondale. Illinois law (110 ILCS 155/35) requires this annual study to provide information about the behaviors and perceptions that current students have related to SIUC. The Sexual Misconduct Campus Climate Survey is a valuable tool in understanding and addressing sexual harassment and sexual misconduct at our university. Student participation in the survey helped us to be more aware of the issues we need to address and will help us craft the tools needed to address them.

The survey was executed in English using Qualtrics between February 17 to March 14, 2025. Modifiable questions were modified to include specific campus resource titles, and the optional consent module was included. The implementation of the survey was approved by SIUC's Institutional Review Board. The survey was promoted through the Student Health Center website, social media pages, digital advertisement, flyers, and emailed to students, providing both a link and QR code to direct students to the survey. There were no offered incentives.

Participants 18 years of age and older were asked to complete a questionnaire concerning: relationships, sexual experiences, experiences with dating violence, and perceptions about safety at Southern Illinois University, Carbondale during the last 12 months.

Participation in the survey was voluntary and could have been withdrawn at any time without penalty or prejudice. Questions could be skipped or responded with "prefer not to respond." The information provided in the questionnaire is anonymous and reported in summary form only. This summary may be shared with other researchers in the future, and federal or state laws may require us to show information to university or government officials (or sponsors) who are responsible for monitoring the safety of this study. There was very low risk of participation, but there is always a risk of breach of confidentiality.

If you have any questions concerning this survey, you may contact Shelly Ridgeway, Director of Wellness and Health Promotion Services at 618-453-4415 or shelly.ridgeway@siu.edu.



SURVEY RESULTS

SURVEY PARTICIPANTS

A total of 412 participants completed portions of the Sexual Misconduct Campus Climate Survey conducted by Southern Illinois University, Carbondale. 246 surveys had sufficient data for aggregated data; their results are summarized.

Participants reported being between the ages of 18 to 42. 18-21 year olds made up 35% of participants, 22-25 year olds made up 30%, and 26 year olds and older made up the remaining 35% of participants.

Most survey participants had been enrolled as a student at Southern Illinois University between one to three years when they completed the survey. 55% of participants first enrolled in 2023, 18% in 2022, 13% in 2021, 5% in 2020, 1% in 2019, 3% in 2018, and 3% prior to 2017. 16% attend an exclusively online program. The majority also participated in a student group. 66% participate in a student organization or group, 10% in an intercollegiate athletic team, 9% participate in a fraternity or sorority, and 4% in an intramural or club athletic team. 21% identify as a student with a disability.

9% of survey participants identified as Black/African American, 2% as Native American or Alaskan native, 71% as White/Caucasian, 7% as Hispanic or Latino/a, 5% as Asian or Asian American, 1% as Hawaiian or Pacific Islander, and 2% as Middle Eastern/North African. 67% of participants identified as a woman, 26% identified as a man, 5% identified as gender nonconforming/ non-binary, and 2% preferred not to respond.

6% of survey participants identified as being transgender while 92% reported that they were not, and 1% preferred not to respond. 3% identified as gay, 52% as Heterosexual/Straight, 4% as Lesbian, 5% as Pansexual, 21% as Bisexual, 5% as Queer, 4% as Asexual, and 3% preferred to self-describe.

40% of participants reported living in off-campus housing, 25% in an on-campus residence hall, 17% live in other off-campus housing, 10% live in other on-campus housing. 90% reported being a United States citizen, 8% holding a Visa, and 1% being a permanent resident.

Aligning with increasing trends regarding mental health needs among college students, 18% of survey participants reported that they felt that their mental health and/or wellbeing was suffering within the past 12 months. 8% thought about quitting school and 12% thought about dropping a class. In the same amount of time, 21% missed a class, 10% made excuses to get out of class, and 14% were late to class. 11% of participants felt they completed poor work, 2% slept during class and 3% reported attending class intoxicated or high.



SURVEY RESULTS

STUDENT PERSPECTIVES

Most survey participants (63%) reported that they feel safe at Southern Illinois University, Carbondale. 14% strongly agree and 49% agree. 8% disagreed that they feel safe on campus and another 1% strongly disagreed. Specifically, 37% agree that they feel safe from sexual assault at SIUC, with 18% strongly agreeing. However, 18% disagree that they feel safe from sexual assault and 5% strongly disagree. 32% feel safe from being stalked on campus and 17% strongly agree. 20% disagree and 8% strongly disagree. 37% agree that they feel safe from dating or domestic violence and another 28% strongly agree. 10% disagree that they feel safe from dating or domestic violence and 2% strongly disagree. 41% agree that they feel safe from sexual harassment on or around campus and 16% strongly agree. However, 19% disagree and another 3% strongly disagree. In fact, 39% reported that they have heard comments or seen online posts from SIUC students that make jokes about dating violence, sexual assault, gender-based violence, or sexual assault. Overall, students report feeling safest from dating or domestic violence (65%), moderately safe from sexual harassment (57%) and sexual assault (55%), and least from stalking (49%).

While many participants feel safe at SIUC, they still feel as though sexual misconduct is a problem. 48% think that sexual misconduct is a problem on campus and 57% feel the need to think about these issues. However, less than half (39%) feel there is something they can do about it and only 8% affirmed that they have recently taken part in activities or volunteered their time on projects focused on ending sexual misconduct on campus.

Most survey participants maintain perspectives about consent that align with current definitions, laws, and policies. 91% disagree that if a person doesn't physically resist sex, they have given consent. 93% disagree that consent for sex one time is consent for future sex. 86% of participants agree that consent must be given at each step in a sexual encounter. 98% agree that if a person initiates sex, but during foreplay says they no longer want to, the person has not given consent to continue. 88% disagree that if they and their sexual partner are both drunk, they don't have to worry about consent. Even in relationships, 50-55% feel that consent must be given, regardless of how well their partner knows them or how much trust they have in their partner.

61% of participants always verbally ask for consent before initiating a sexual encounter. 62% report typically communicating sexual consent to their partner using nonverbal signals and body language and 43% typically ask for consent by making a sexual advance and waiting for a reaction to know whether to continue. 65% feel that it is easy to accurately read their partner's nonverbal signals as indicating consent or non-consent to sexual activity. Regardless, 89% disagree that mixed signals can sometimes mean consent. 96% disagree if someone invites you to their place, they are giving consent for sex.



STUDENT PERSPECTIVES

Most survey participants (57%) report knowing where to go to get help on campus for experiences of sexual misconduct. 68% are aware of the function of the counseling and wellness centers, 48% are aware of community-based services, 59% are aware of national hotlines, and 38% are aware of the function of SIUC's Office of Equity and Compliance. 57% report knowing where to go to make a report, but only 29% report knowing the process that happens after a report is made. 53% report understanding that they could request accommodations if they experienced sexual misconduct.

Additionally, participants feel that those who made reports would feel supported by their peers and not experience poor perceptions. 54% agreed that students would support the person making the report and 60% disagreed that students would have a hard time supporting the person. Participants felt that peers would show understanding (73%) and help the person get information of any kind about coping with the experience (67%). They did not feel that peers would tell the person what they could have done to prevent the incident (68%), encourage them to keep the experience a secret (70%), tell them to stop thinking about it (65%), or treat them differently (68%). Survey participants also disagree that other students would label the person making the report a troublemaker (60%), but 35% do agree that the alleged offender or their friends would try to get back at the person.



STUDENT EXPERIENCES

According to survey results, few students at Southern Illinois University, Carbondale report receiving information about sexual misconduct. Only 13% received information about the definitions of sexual misconduct, 15% on how to report an incident, 15% on where to go to get help, 14% on Title IX protections, 11% on protections against retaliation, 13% on how to prevent sexual misconduct, and 15% on the Student Code of Conduct.

Few students also encountered sexual misconduct prevention messaging on campus in the past 12 months. Some students saw posters (17%), some saw a student publication or media outlet (7%), some visited a website SIUC (7%), some read a report (7%), and some saw campus crime alerts (15%). 4% of participants reported attending an event or program about sexual misconduct and 1% attended a rally or other campus event. 1% reported that they volunteered at such an event. Few also report discussions on sexual misconduct on campus within the past 12 months. 8% reported that it was discussed in class and only 6% reporting seeing or hearing a campus administrator talking about it. Instead, most students reported that they discussed these matters with a friend (15%) or family member (8%).

A fair amount of survey participants have experienced sexual and gender harassment in the past 12 months at Southern Illinois University, Carbondale. 51% reported that they have experienced being treated differently because of their gender or sex. 44% reported being put down because of their gender or sex, and 17% were called terms related to gender identity in a negative way. 54% of participants experienced offensive sexist remarks, and 25% experienced sexually offensive gestures or body language. 30% experienced repeated offensive sexual stories or jokes, or unwelcome attempts to be drawn into discussions on sexual matters (34%). 35% had offensive remarks made about their appearance, body, or sexual activities. 27% of participants experienced sexist or suggestive materials, 17% had someone send or post unwelcome sexual comments, jokes, or pictures, and another 13% had someone spread unwelcome sexual rumors about them to others.

30% of survey participants reported experiencing unwanted attempts to establish a romantic sexual relationship with them despite their efforts to discourage it in the past 12 months. 25% experienced someone touching them in a way that made them feel uncomfortable and 19% experienced unwanted attempts to stroke, fondle, or kiss them. Fewer respondents (14%) reported being made to feel like they were being bribed with a reward to engage in sexual behavior, and 14% experienced implications of better treatment if they submitted to sexual advances. However, 17% experienced being treated badly for refusing to have sex. Another 14% reported feeling threatened with some sort of retaliation for not submitting to sexual advances.



STUDENT EXPERIENCES

In the past 12 months, 16% had someone fondle, kiss, or rub against the private areas of their body without consent. 6% of survey participants had someone remove some of their clothes without consent. 9% reported someone attempted to engage in nonconsensual sexual contact with them, though they were not successful. Sadly, 6% of survey respondents experienced someone orally or anally penetrating them or making them orally or anally penetrate the other person without consent. 11% reported someone put their penis, fingers, or other objects into their vagina and/or butt without their consent, and another 2% experienced someone forcing them to put their penis, fingers, or other objects into the other person's vagina and/or butt without their consent.

Survey participants reported fewer experiences with stalking and dating and domestic violence in the past 12 months. 15% reported that someone watched or followed them from a distance or observed them with a device. 16% had someone approach them or show up in places when they didn't want them to be there. 16% experienced some leaving unwanted messages and 12% experienced someone making unwanted phone calls. 3% had someone sneak into their home or car and did things to scare them by letting them know they had been there. 4% experienced someone leaving strange or potentially threatening items for them to find and 6% had someone leave them cards, flowers, or presents when they didn't want them to. 12% had someone make rude or mean comments to them online and 12% had someone spread rumors about them online.

7% of participants reported that they have had a partner control or try to control them. 2% reported that a partner controlled their finances. 8% have had a partner threaten to hurt them where they thought they might really get hurt and 16% had a partner scare them without laying a hand on them. 5% reported that a partner stole or destroyed their property. 9% experienced a partner blocking their exit or physically restraining them. Sadly, 10% had a partner push, grab, or shake them, 6% had a partner hit them, 4% had a partner choke them or try to stop them from breathing, and 1% had a partner beat them up.

12% reported that SIUC made it difficult to report the experiences. Some complainants felt the university responded differently to their experience based on their sexual orientation or gender identity (4%), racial or ethnic background (3%), or disability status (2%). Of those who did report the incident, 12% stated that the institution responded inadequately to their experience. Only 10% felt that their report was taken seriously and 13% were allowed to have a say in how the report was handled. 6% reported that the disciplinary action contemplation in their case was mishandled. Some felt the university attempted to cover up the experience (6%), deny it (8%), punish them for reporting (3%), or suggest the incident may affect the reputation of the institution (4%). This resulted in 9% of participants no longer feeling valued and 10% having difficulty staying at SIUC. Reporters indicated that they were encouraged to take a leave of absence (4%), transfer (8%) or drop out of school (5%).



STUDENT EXPERIENCES

After reporting to SIUC, 20% experienced active support with formal or informal resources and 17% reported being made to feel that they were an important member of the SIUC institution. Reporting participants indicated that they received information about the options of the criminal process (14%) and the university's policies and protections from retaliation (19%). 20% of participants who sought services had options for academic and other accommodation shared with them and 15% felt that SIUC met their needs for support and accommodation.

Students who have experienced sexual misconduct have encountered unwanted academic impacts. 14% of survey participants have been placed on academic probation, 33% have withdrawn from classes, 4% have taken a leave of absence, 3% have transferred out of SIU, and 5% have withdrawn from SIUC. 14-29% felt that their experiences of sexual misconduct impacted these decisions.

7% reported that they were pressured, intimidated, or threatened by someone not to make a report and 5% reported these experiences following their report. A few had the person who caused them harm file a Title IX complaint against them (1%), file a protective order against them (1%), or threatened to sue them (2%). 4% had the person who caused them harm threaten to sue or did sue the school over the case.



TAKING ACTION

The information gained from survey responses will help ensure a safe environment for Southern Illinois University, Carbondale students by improving policies and prevention programming. SIU is committed to fostering an environment in which all members are safe, secure, and free from sexual misconduct of any form.

Generally, students report feeling safe on campus from sexual assault, harassment, stalking, and dating and domestic violence. However, many identified that sexual misconduct is a problem at SIUC. There were relatively few reported incidents of stalking, dating and domestic violence, and unwanted and uncomfortable touching and sexual contact among survey participants within the past year. This affirms the importance of prevention programming on sexual violence and enforcement of campus policies.

Of particular concern is the high number reported experiences of sexual and gender harassment. About half experienced discrimination based on their gender or sexual orientation and offensive remarks, gestures, jokes, discussions, or materials. This reflects the need for social normative messaging that such behavior is not widely used, appreciated, or accepted on campus.

As is indicated by current research, this survey data reflects the negative impacts of sexual misconduct on retention and mental health. Students who experience such adverse incidents are more likely to experience disruptions in their academic pursuits and overall wellbeing. They are more likely to experience poor performance and class attendance and less likely to remain in classes.

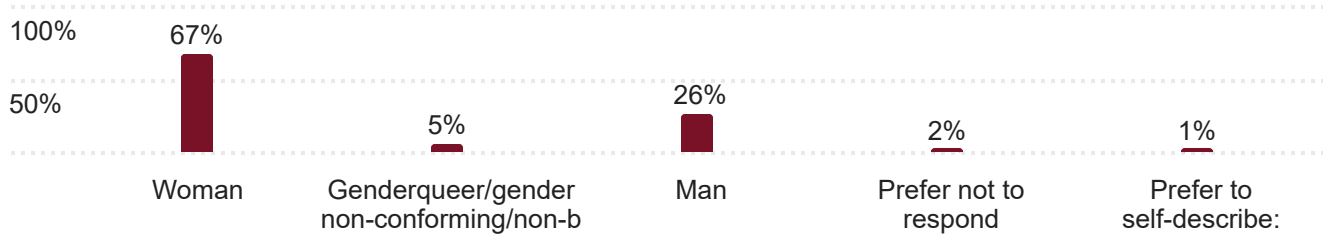
This survey does reflect positive and progressive views regarding consent among SIUC students. Most participants reflect the importance of clearly obtaining consent for each act and each encounter. The survey also indicates a supportive peer culture on campus. Most participants expressed feeling supported by their peers. While they indicated a lack of stigma for reporting incidents of sexual misconduct, respondents do fear retaliation.

Most students report awareness of resources and accommodations available to those who have experienced sexual misconduct. However, the survey results indicate the need for increased information and messaging regarding definitions, resources, reporting options and processes, and rights and protections. The university could also normalize open discussion on such important topics, possibly even incorporating it into the academic curricula.

Finally, though students receive assistance, information, and resources that are helpful following incidents of sexual misconduct, some of those that went through the reporting process at the institution found it to be difficult and unsupportive. Focus should be made on making the reporting and investigative process feel supportive, with students feeling respected and assisted rather than discouraged to address the incident and continue their educational pursuits with the support of the university.

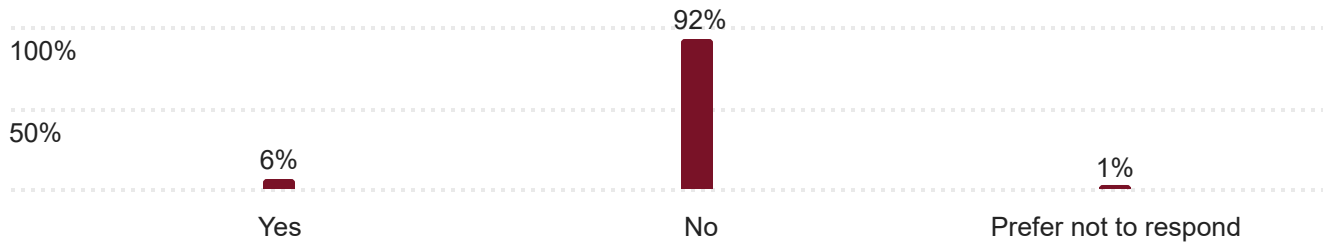
Q2 - What is your current gender identity? - Selected Choice

289 Responses



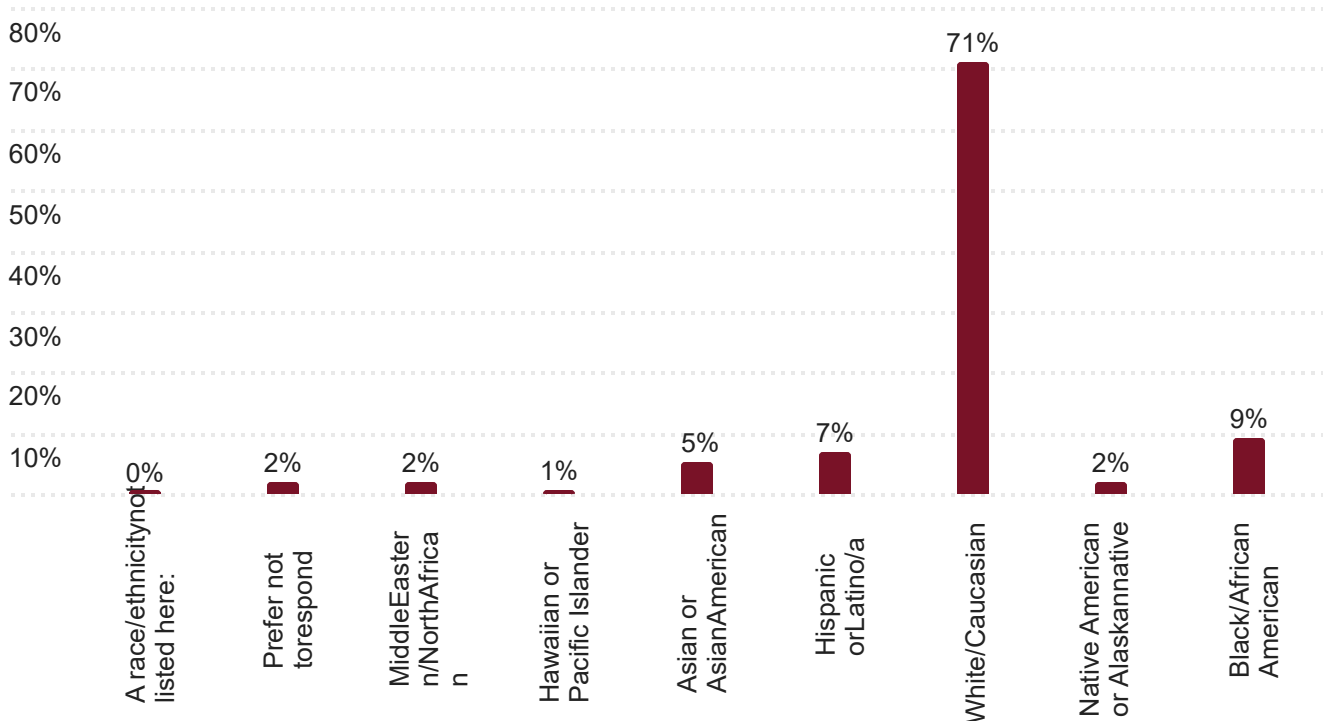
Q3 - Are you transgender?

288 Responses



Q4 - Describe your race/ethnicity. (Select all that apply) - Selected Choice

288 Responses



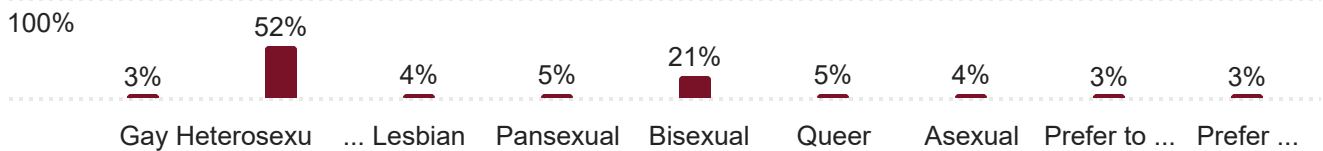
Q5 - In what year did you first enroll as a student at Southern Illinois University, Carbondale?

273 Responses



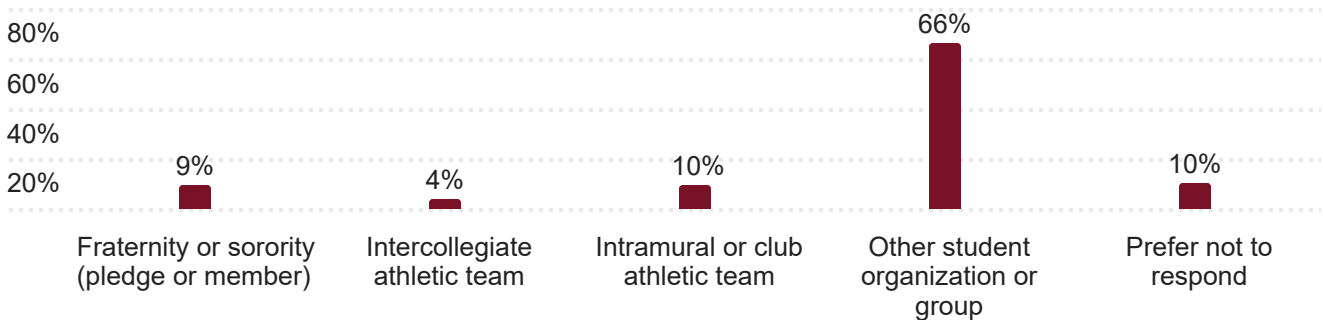
Q6 - What is your sexual orientation? (Select all that apply) - Selected Choice

288 Responses



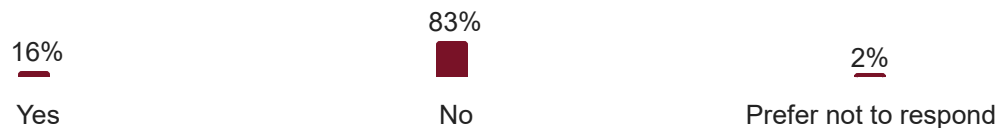
Q7 - Since you've been a student at Southern Illinois University, Carbondale, have you been a member of or participated in any of the following? (Select all that apply)

215 Responses



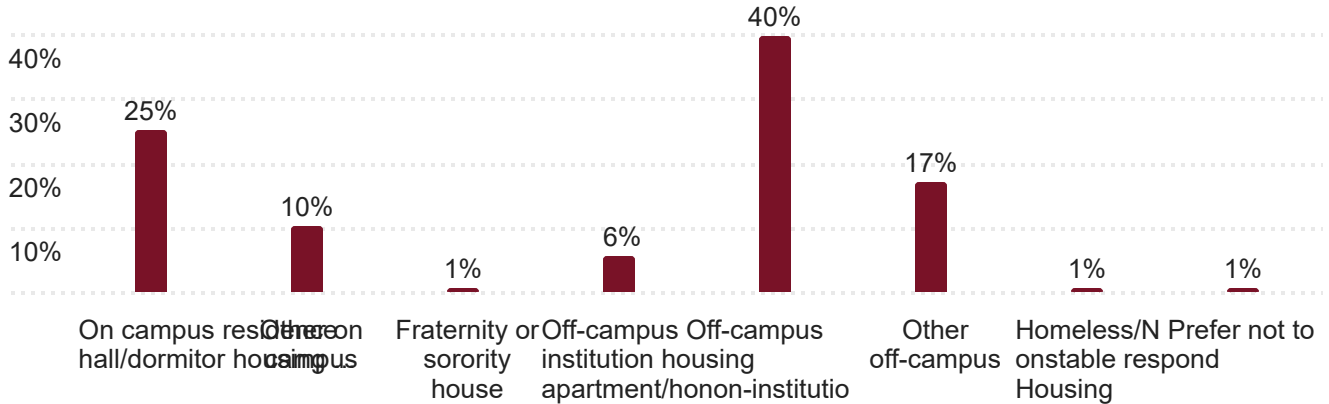
Q8 - Do you attend an exclusively online program? Do not include hybrid courses.

289 Responses



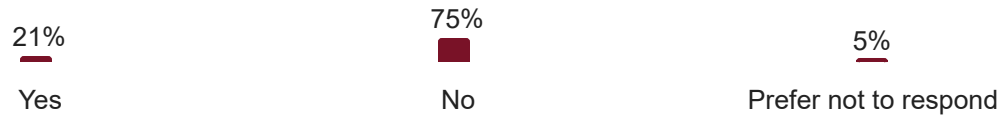
Q9 - Which of the following best describes your living situation?

289 Responses



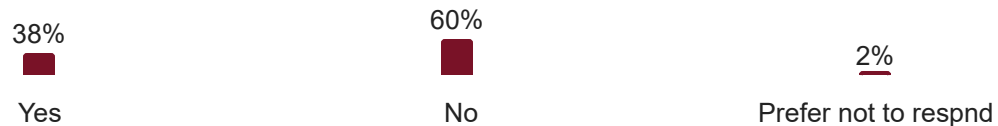
Q10 - Do you identify as a student with a disability? Disabilities may include physical disability, chronic mental health conditions, chronic health conditions, or intellectual or developmental disability.

291 Responses



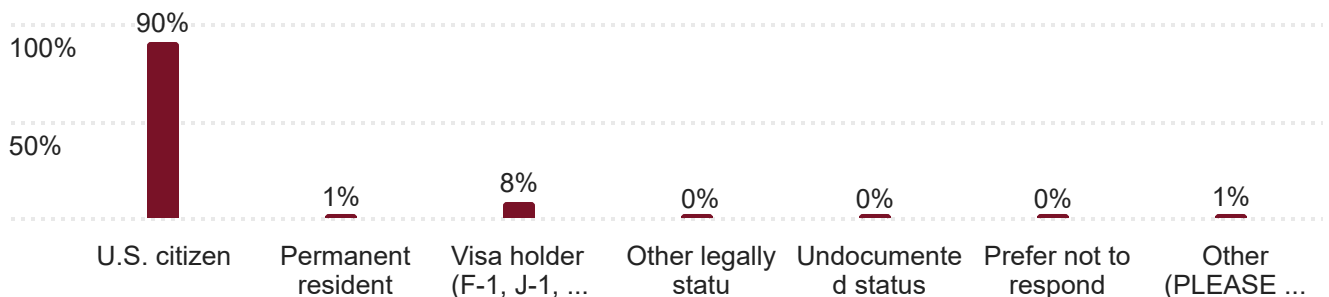
Q11 - Have you registered with SIUC's Office for Access and Accommodations?

60 Responses



Q12 - What is your U.S. citizenship status? - Selected Choice

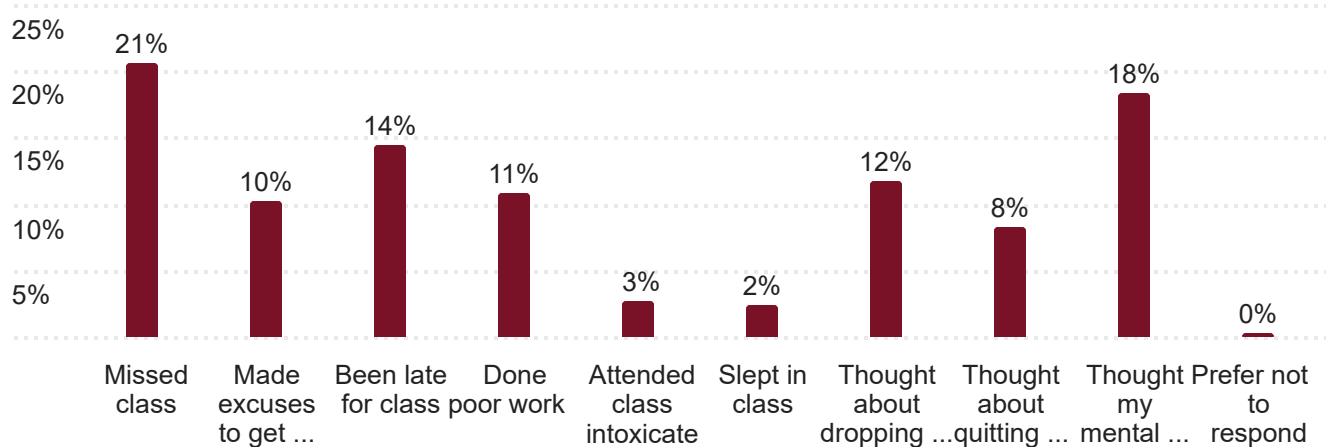
289 Responses



Q13 - Have you done the following during the last 12 months at Southern Illinois University, Carbondale? Remember that all of your answers are private; no professor or instructor will ever see them.

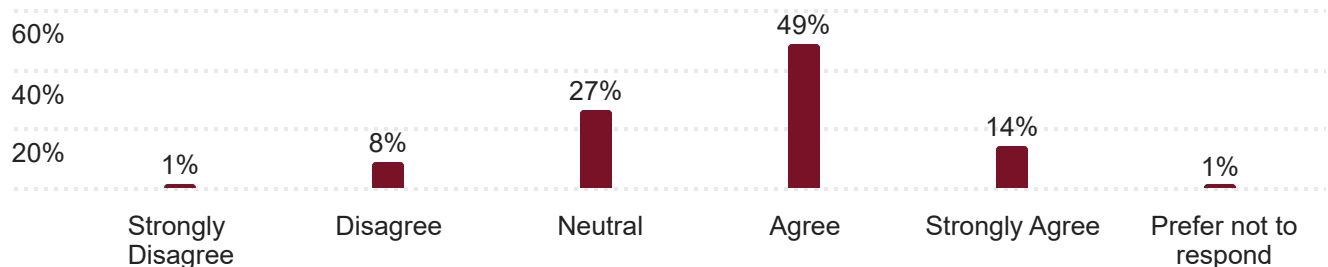
(Select all that apply)

246 Responses



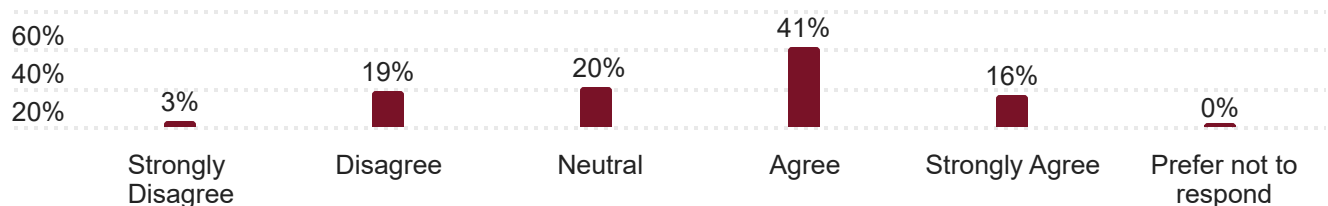
Q14 - I feel safe on campus at Southern Illinois University.

283 Responses



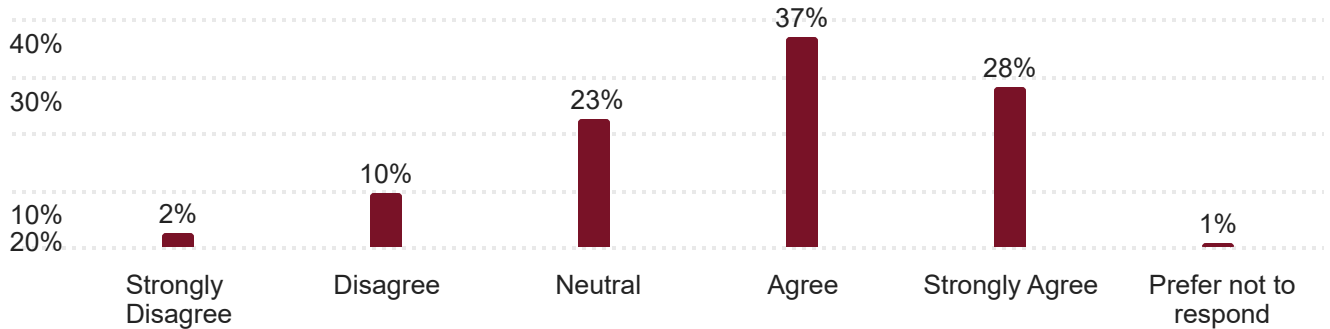
Q15_1 - a. On or around this campus, I feel safe from sexual harassment.

283 Responses



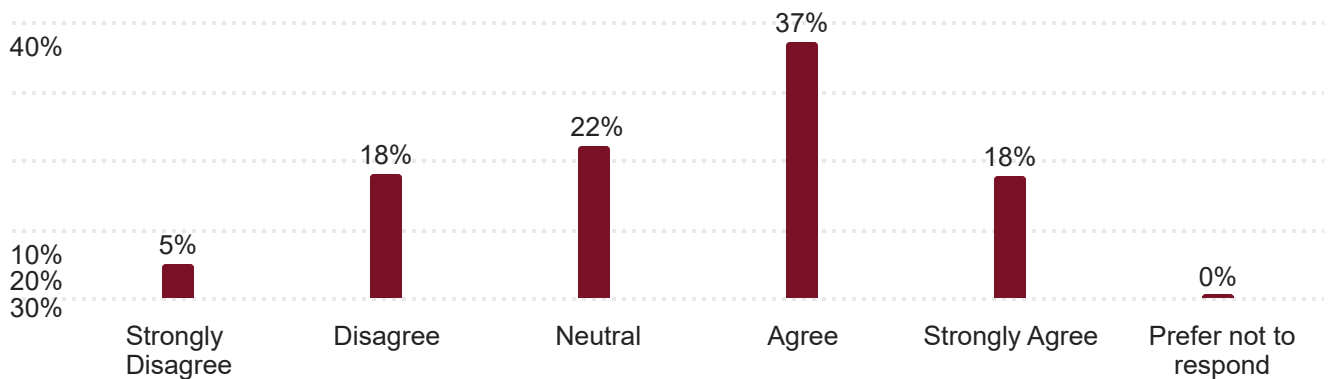
Q15_2 - b. On or around this campus, I feel safe from dating or domestic violence.

283 Responses



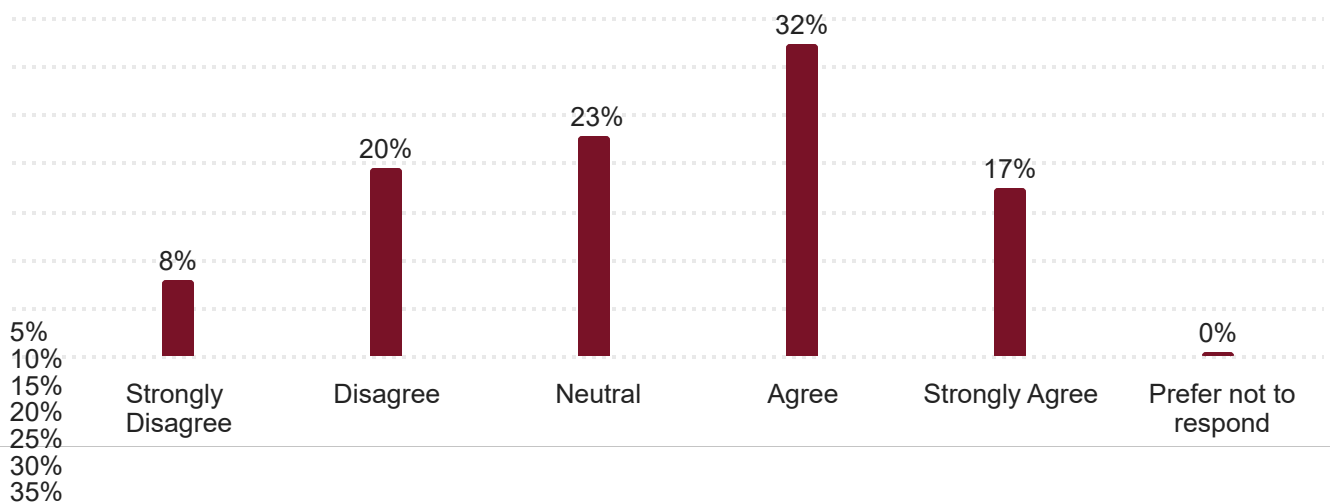
Q15_3 - c. On or around this campus, I feel safe from sexual assault or abuse.

283 Responses

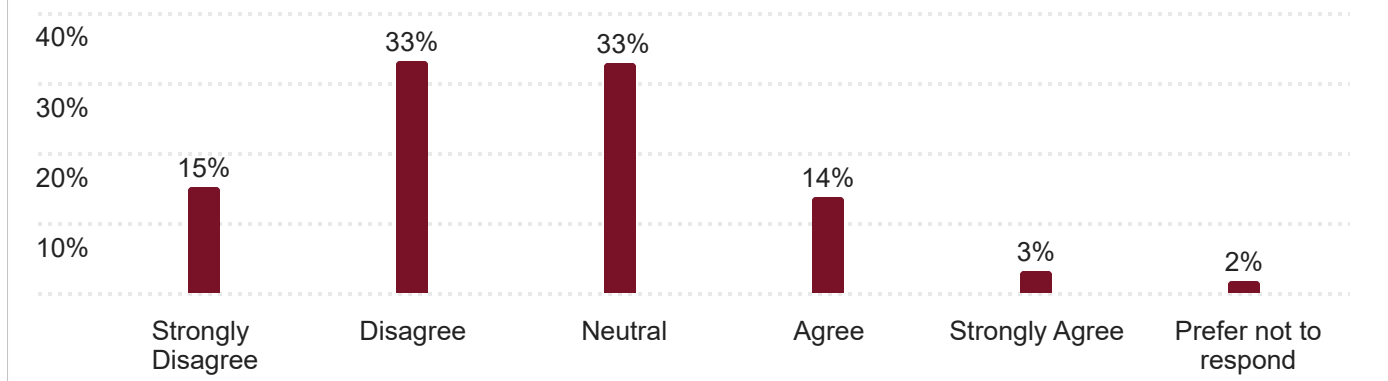


Q15_4 - d. On or around this campus, I feel safe from stalking.

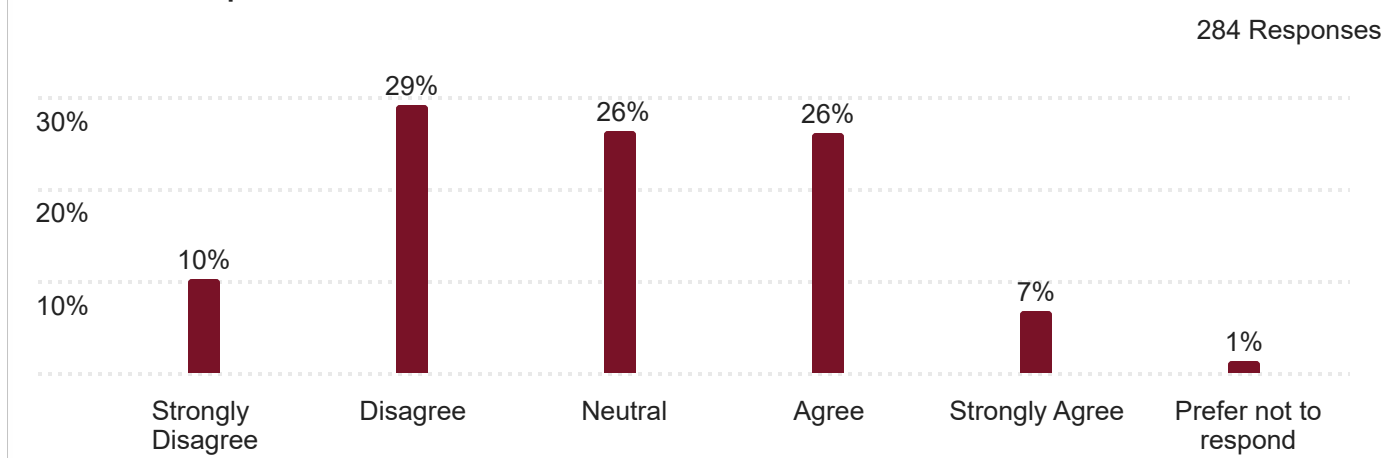
282 Responses



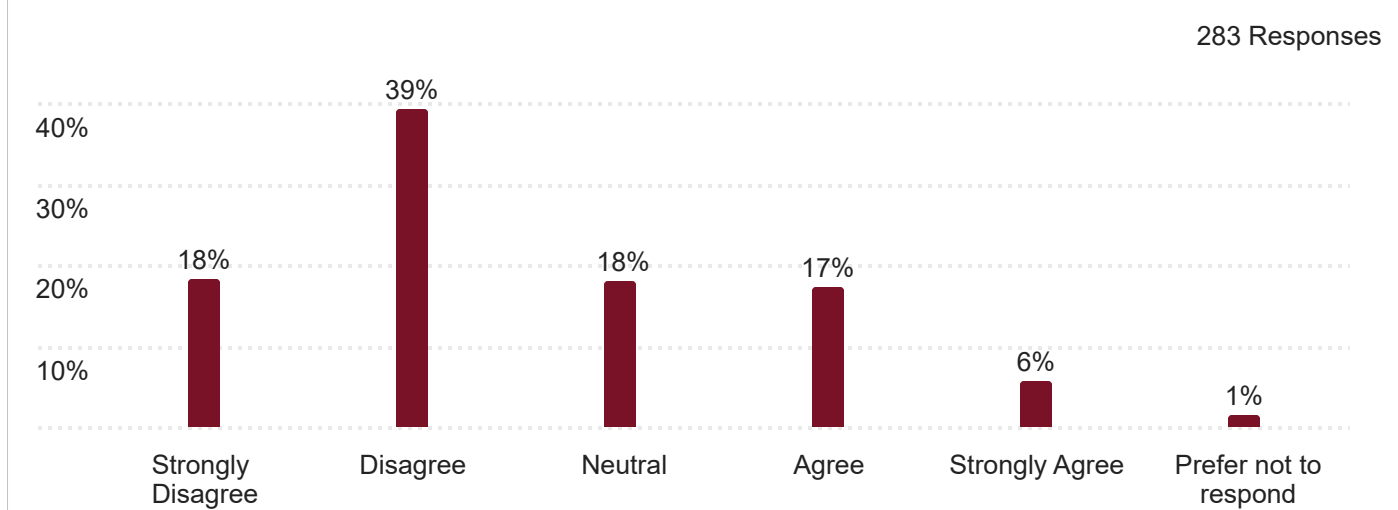
Q16_1 - a. I don't think sexual misconduct is a problem at SIUC.



Q16_2 - b. I don't think there is much I can do about sexual misconduct on this campus.

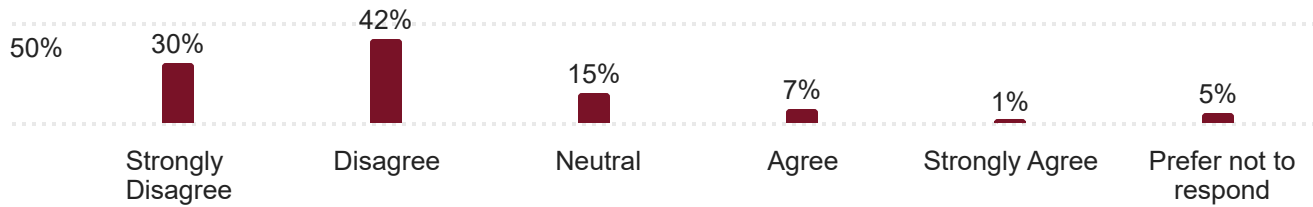


Q16_3 - c. There isn't much need for me to think about sexual misconduct while at SIUC.

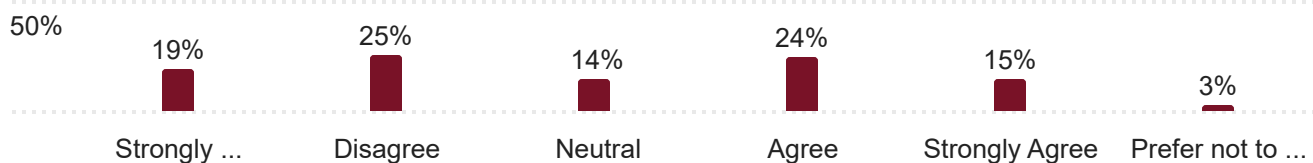


Q16_4 - d. I have recently taken part in activities or volunteered my time on projects focused on ending sexual misconduct on campus.

281 Responses

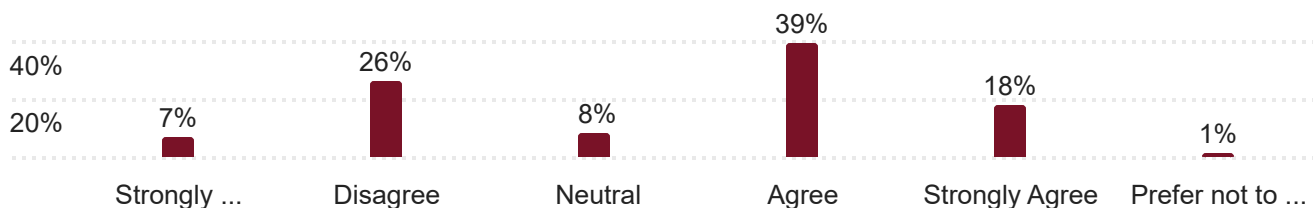


Q16_5 - e. I have heard comments or seen online posts from SIUC students that make jokes about dating violence, sexual assault, or gender based violence, sexual harassment.



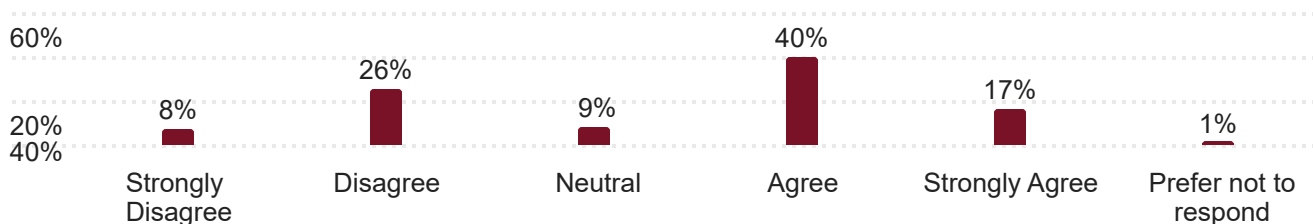
Q17_1 - a. If a friend or I experienced sexual misconduct, I know where to go to get help on campus.

278 Responses



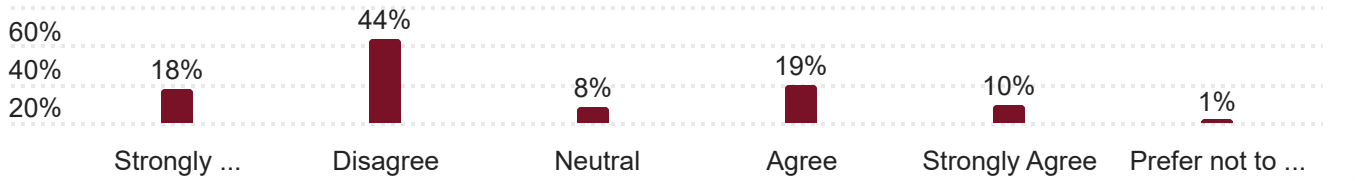
Q17_2 - b. I would know where to go to make a report of sexual misconduct.

278 Responses



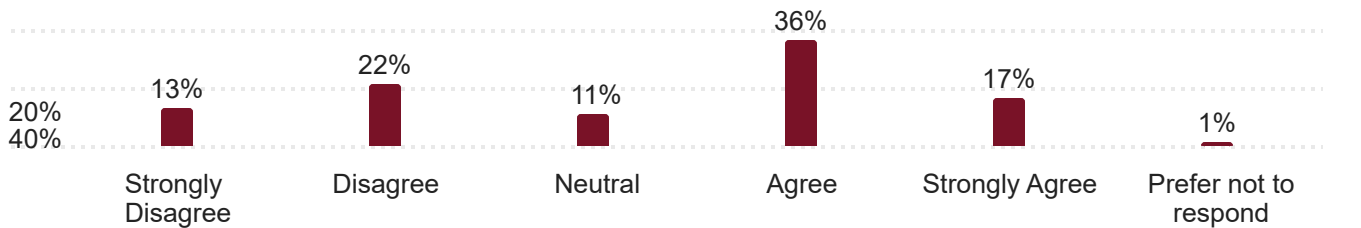
Q17_3 - c. I know what the process is after a student reports sexual misconduct at SIUC.

278 Responses



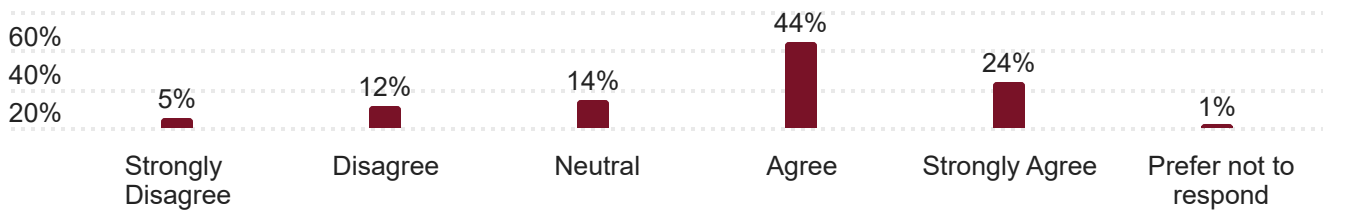
Q17_4 - 4. I understand that I can request accommodations if I experienced sexual misconduct.

278 Responses



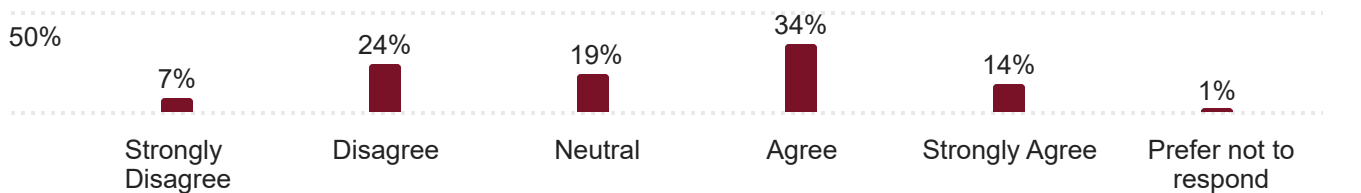
Q18_1 - a. SIUC's safety, health, and wellness services (ex. counseling, wellness center).

277 Responses

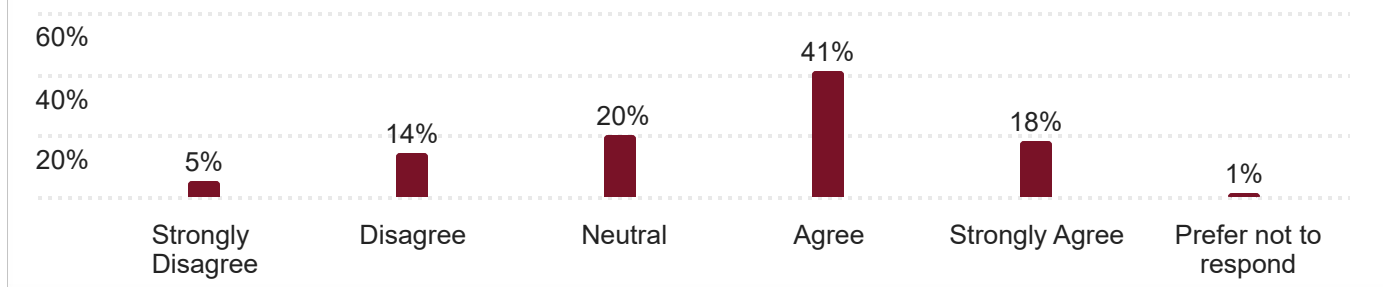


Q18_2 - b. Community-based services outside the institution (ex. outside counseling, medical or legal advocacy).

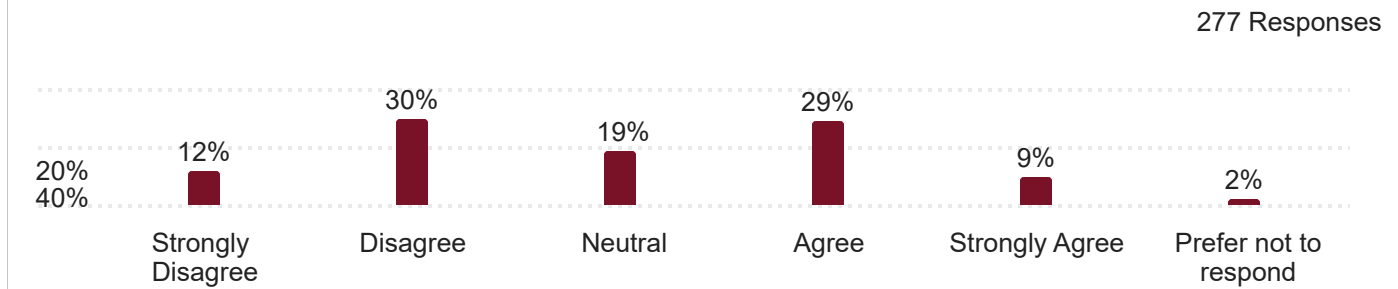
277 Responses



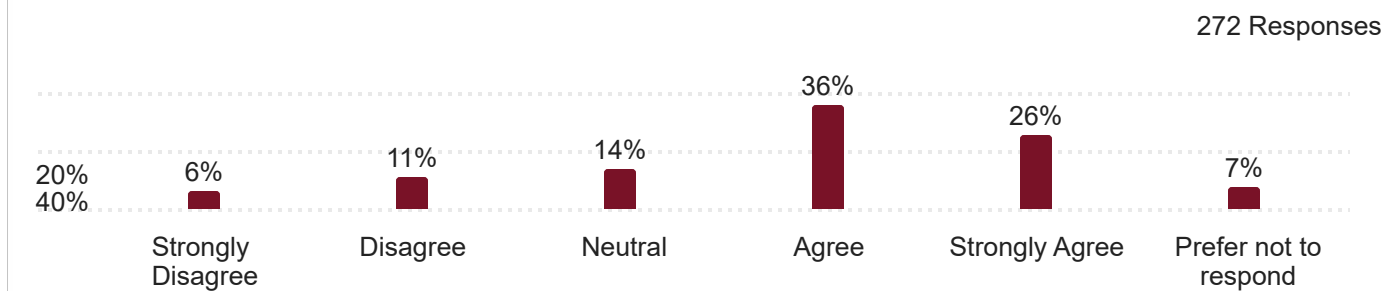
Q18_3 - c. Hotlines (including institutional, local, and national).



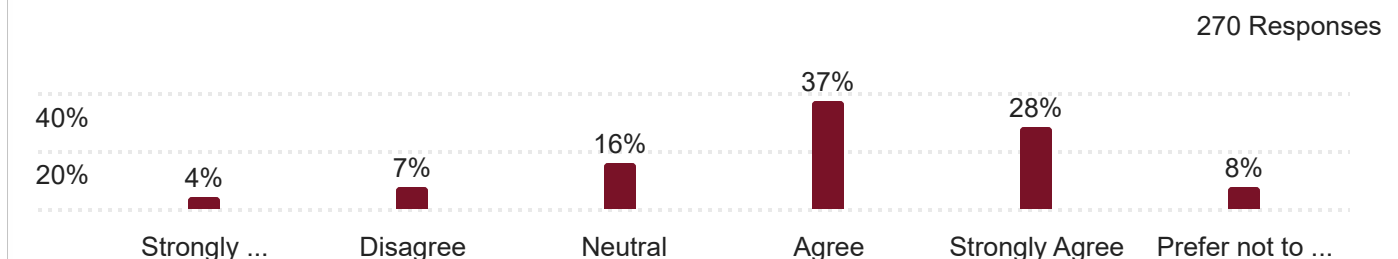
Q18_4 - d. SIUC's Office of Equity and Compliance that addresses formal reports.



Q19_1 - a. Typically, I communicate sexual consent to my partner using nonverbal signals and body language.

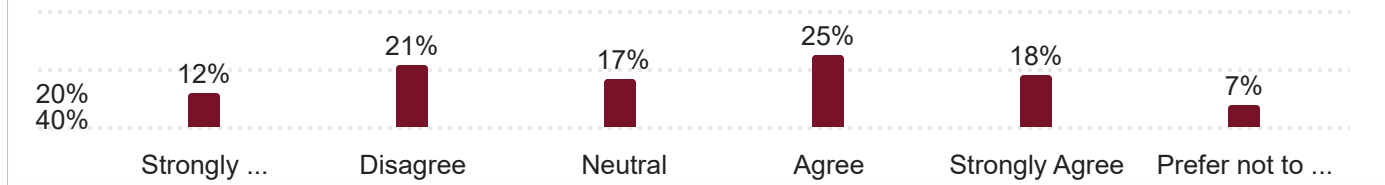


Q19_2 - b. It is easy to accurately read my current partner's nonverbal signals as indicating consent or non-consent to sexual activity.



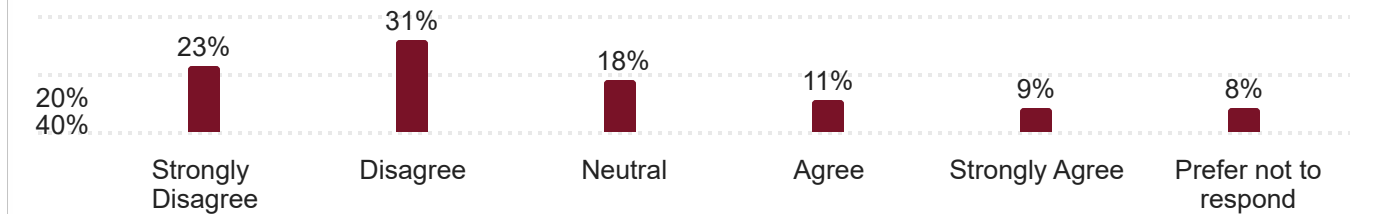
Q19_3 - c. Typically, I ask for consent by making a sexual advance and waiting for a reaction, so I know whether or not to continue.

270 Responses



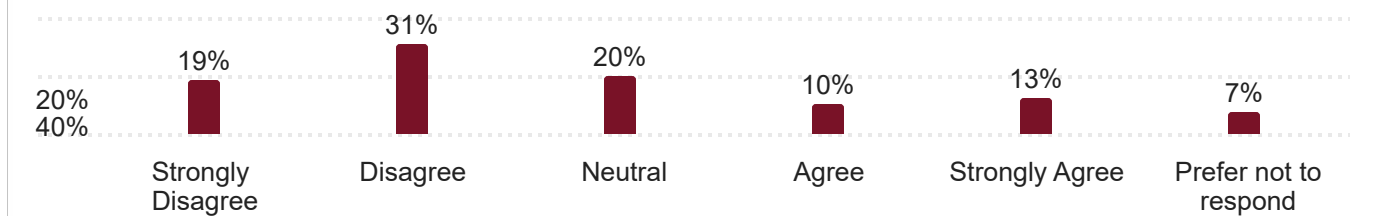
Q19_4 - d. I don't have to ask or give my partner sexual consent because my partner knows me well enough.

270 Responses



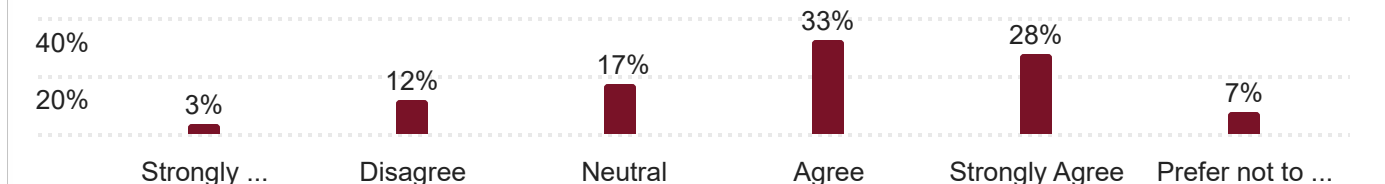
Q19_5 - e. I don't have to ask or give my partner sexual consent because I have a lot of trust in my partner to "do the right thing."

269 Responses



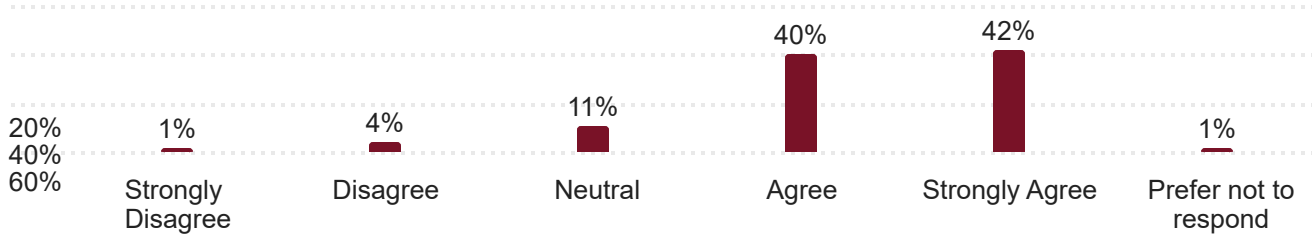
Q19_6 - f. I always verbally ask for consent before I initiate a sexual encounter.

269 Responses



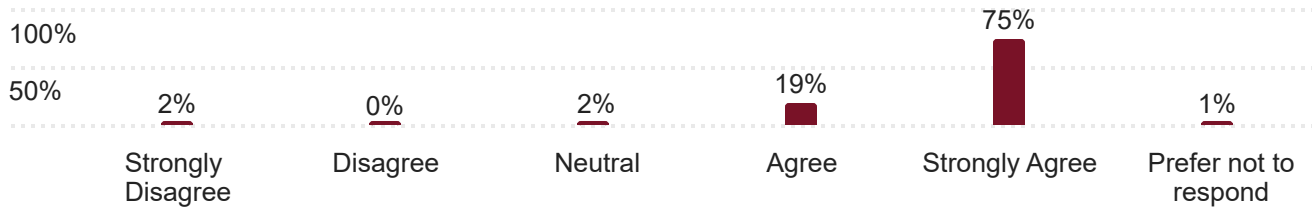
Q20_1 - a. Consent must be given at each step in a sexual encounter.

275 Responses



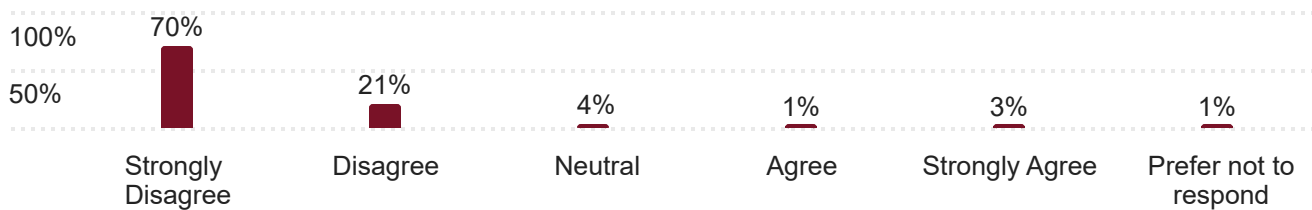
Q20_2 - b. If a person initiates sex, but during foreplay says they no longer want to, the person has not given consent to continue.

276 Responses



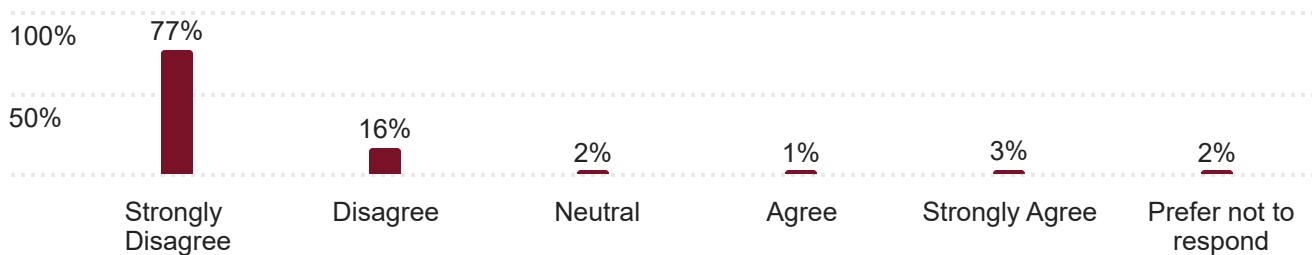
Q20_3 - c. If a person doesn't physically resist sex, they have given consent.

276 Responses



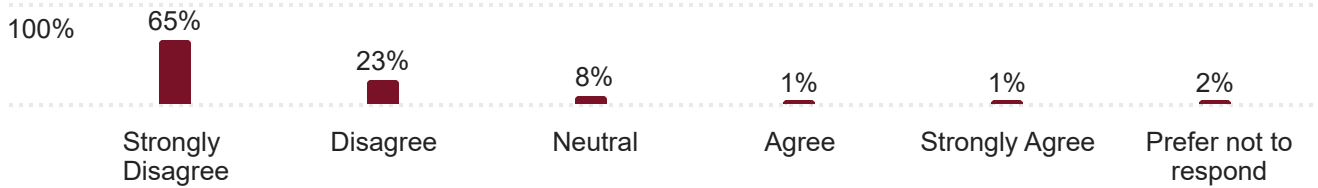
Q20_4 - d. Consent for sex one time is consent for future sex.

276 Responses



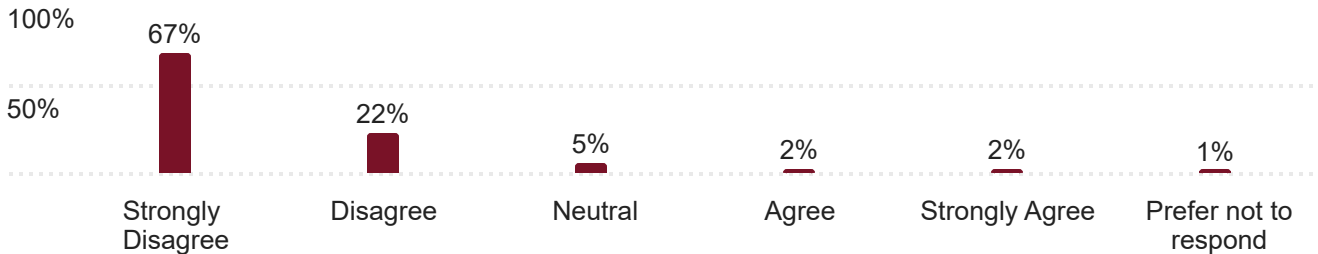
Q20_5 - e. If you and your sexual partner are both drunk, then you don't have to worry about consent.

276 Responses



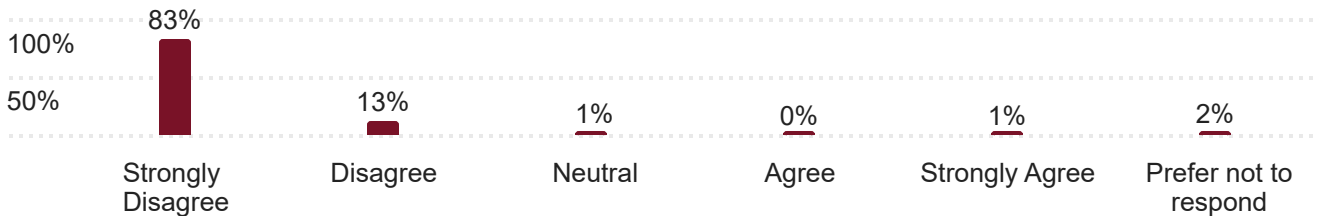
Q20_7 - f. Mixed signals can sometimes mean consent.

276 Responses



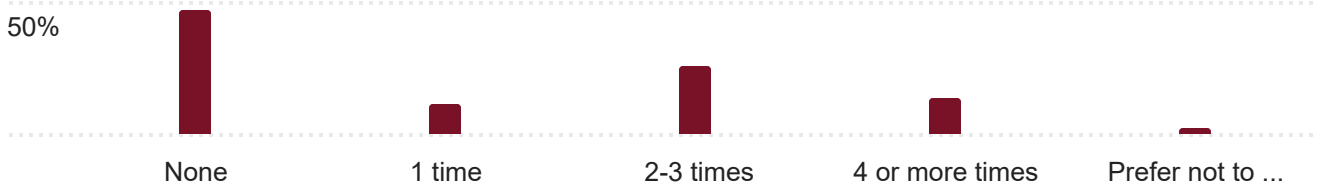
Q20_8 - g. If someone invites you to their place, they are giving consent for sex.

276 Responses



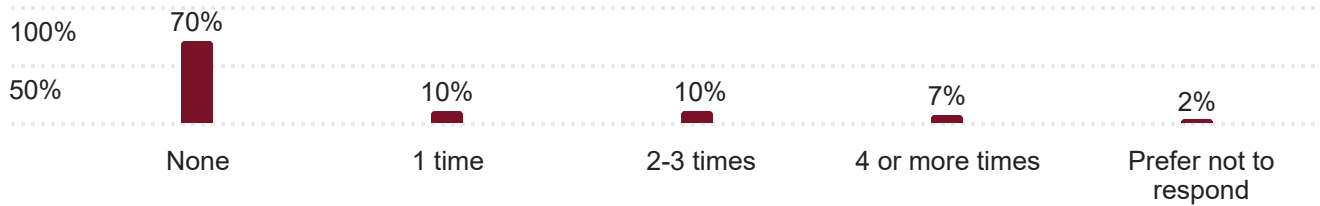
Q21_1 - a. Treated you “differently” because of your gender or sex (ex., mistreated, slighted, or ignored you).

262 Responses

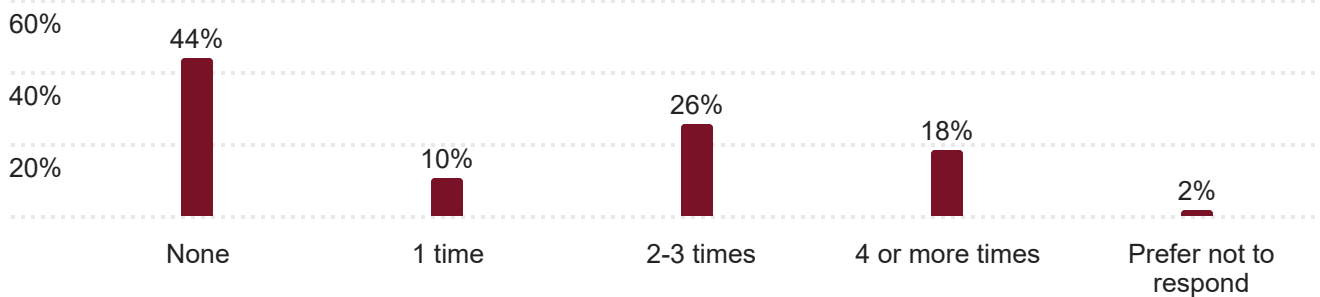


Q21_2 - b. Displayed, used, or distributed sexist or suggestive materials (ex. pictures, stories, or pornography which you found offensive).

261 Responses

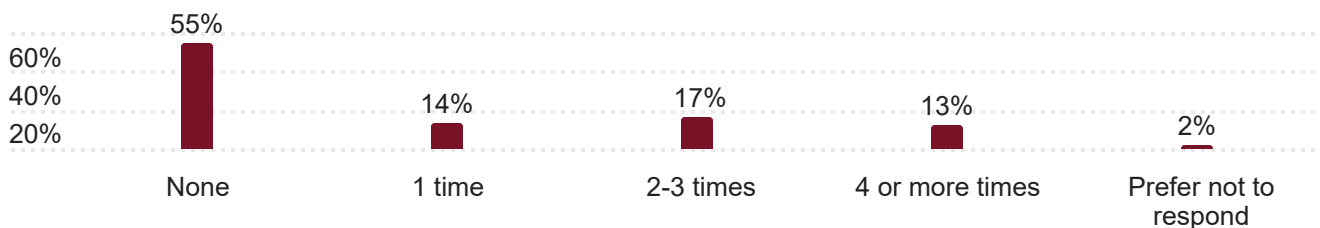


Q21_3 - c. Made offensive sexist remarks.



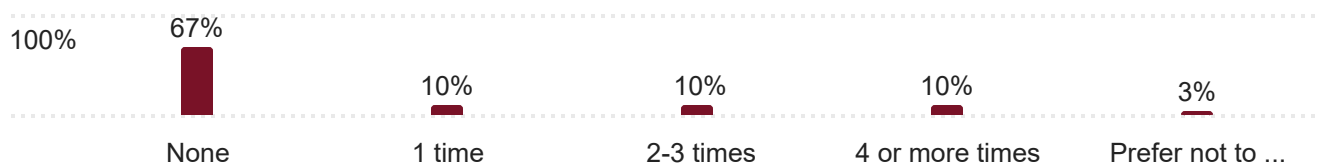
Q21_4 - d. Put you down or was condescending to you because of your gender or sex.

260 Responses



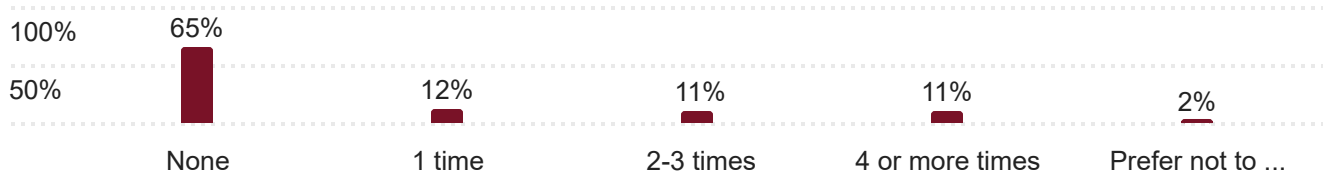
Q21_5 - e. Repeatedly told sexual stories or jokes that were offensive to you.

261 Responses



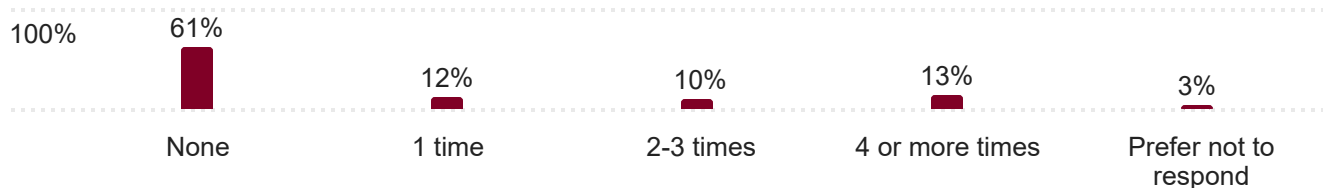
Q21_6 - f. Made unwelcome attempts to draw you into a discussion of sexual matters (ex. attempted to discuss or comment on your sex life).

261 Responses



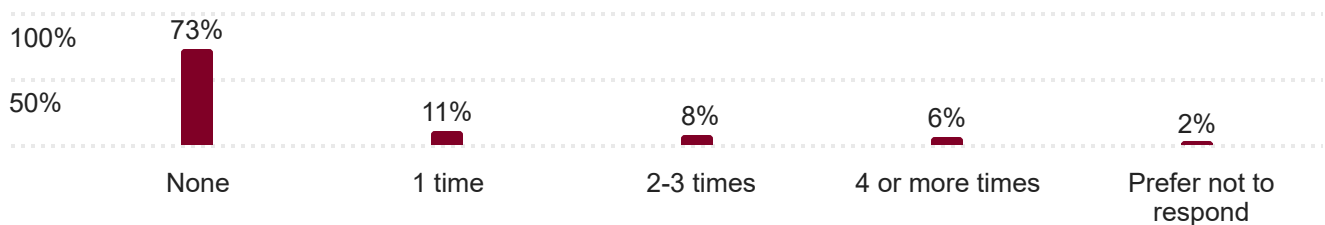
Q21_7 - g. Made offensive remarks about your appearance, body, or sexual activities.

261 Responses



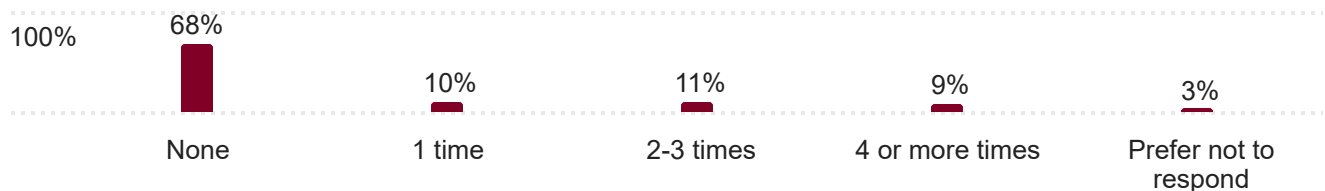
Q21_8 - h. Made gestures or used body language of a sexual nature which embarrassed or offended you.

261 Responses



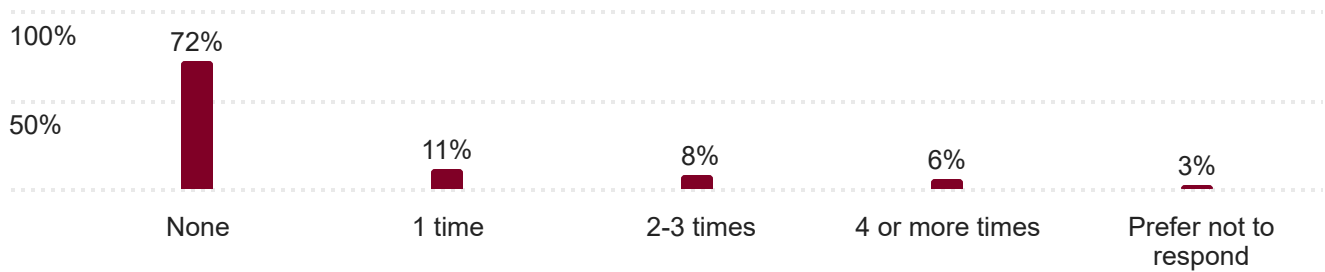
Q21_9 - i. Made unwanted attempts to establish a romantic sexual relationship with you despite your efforts to discourage it.

262 Responses



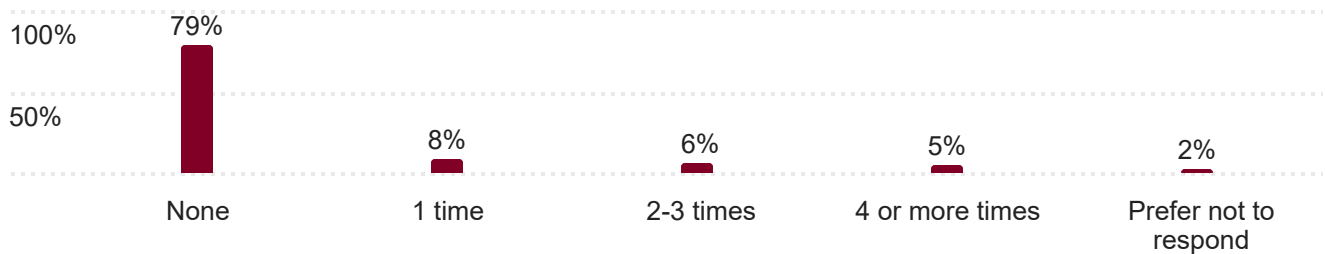
Q21_10 - k. Touched you in a way that made you feel uncomfortable.

262 Responses



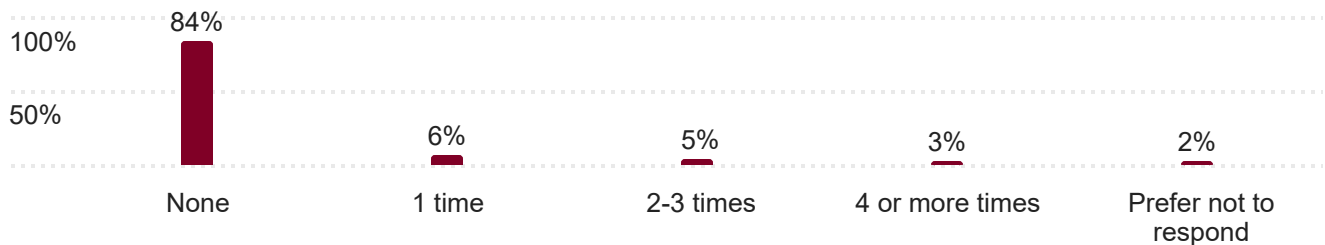
Q21_11 - l. Made unwanted attempts to stroke, fondle, or kiss you.

262 Responses



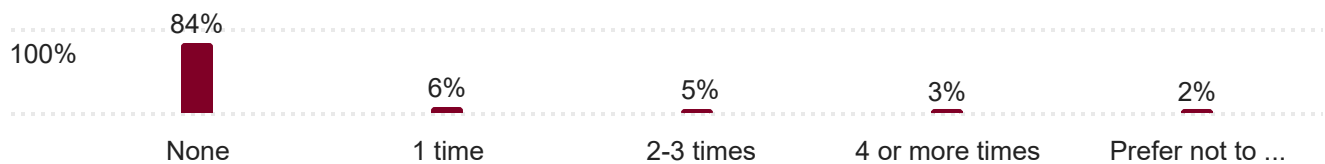
Q21_12 - m. Made you feel like you were being bribed with a reward to engage in sexual behavior.

261 Responses



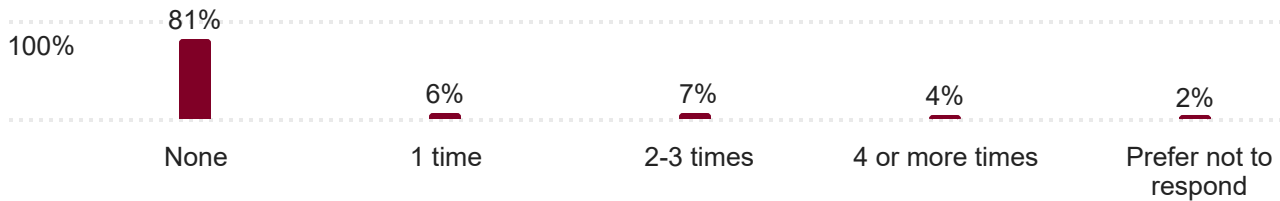
Q21_13 - n. Made you feel threatened with some sort of retaliation for not submitting to sexual advances.

262 Responses



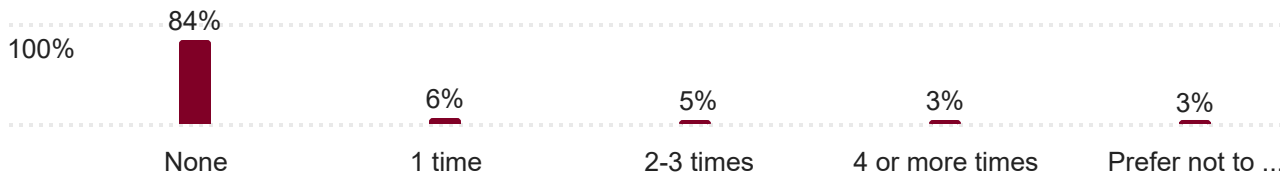
Q21_14 - o. Treated you badly for refusing to have sex.

260 Responses



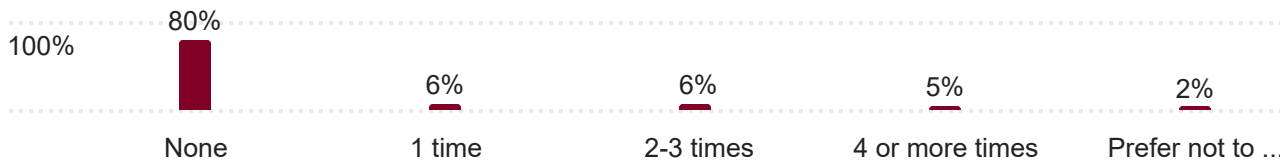
Q21_15 - p. Implied better treatment if you submitted to sexual advances.

262 Responses



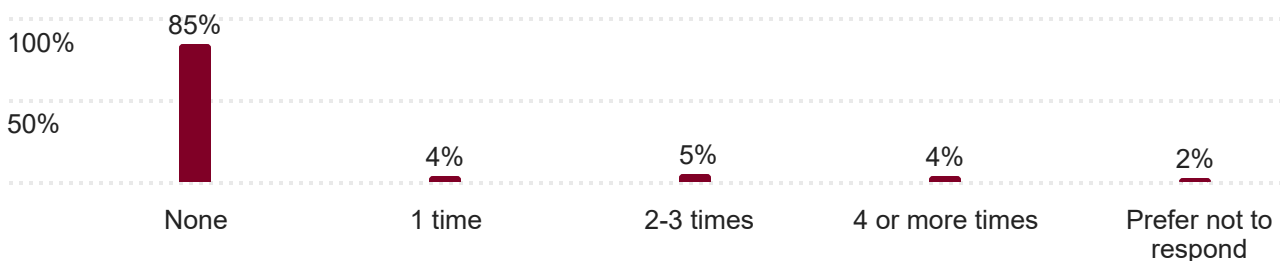
Q21_16 - q. Sent or posted unwelcome sexual comments, jokes or pictures to you or about you by text, email, social media or other electronic means.

262 Responses



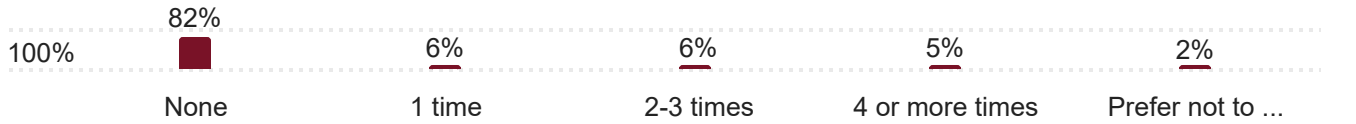
Q21_17 - r. Spread unwelcome sexual rumors about you to others by text, email, social media, or other electronic means.

260 Responses



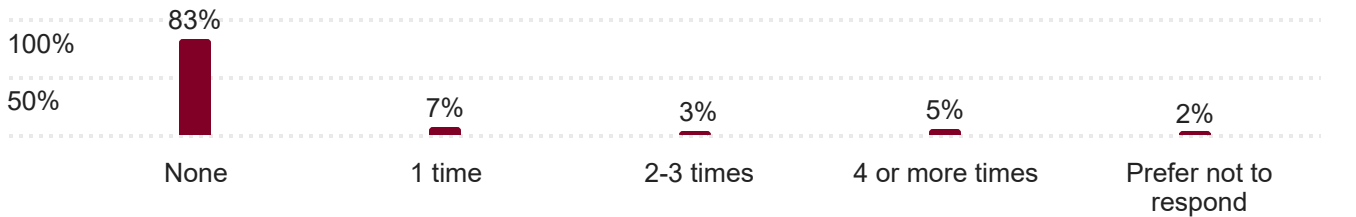
Q21_18 - s. Called you gay or lesbian or other terms related to gender identity in a negative way to others verbally or by text, email, social media, or other electronic

261 Responses



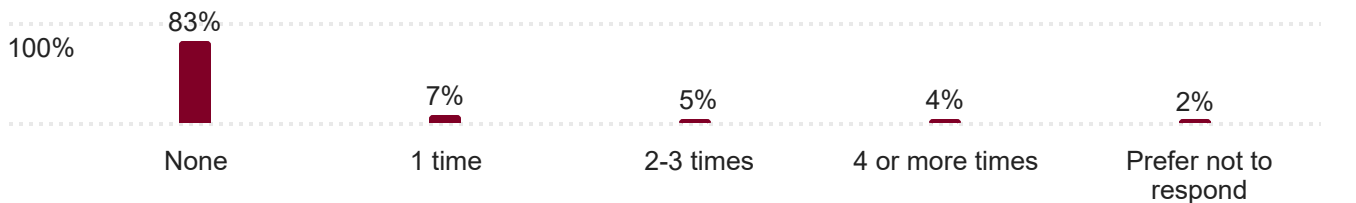
Q34_1 - a. Watched or followed you from a distance, or observed you with a listening device, camera, or GPS (global positioning system).

246 Responses



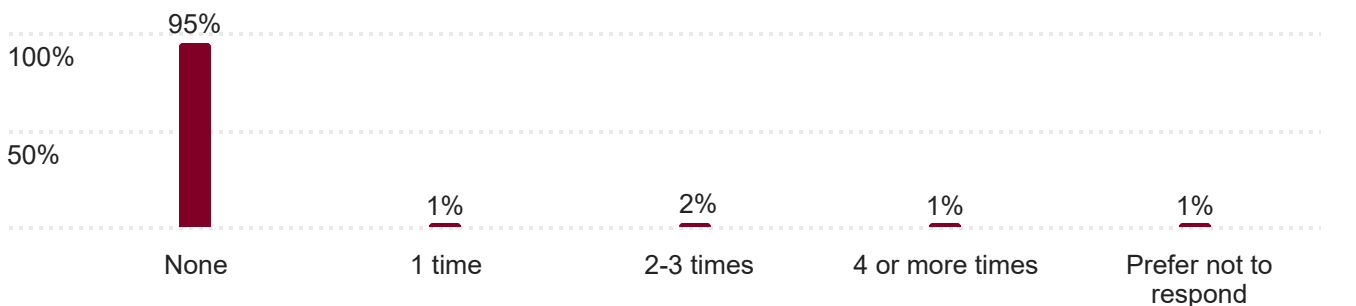
Q34_2 - b. Approached you or showed up in places, such as your home, workplace, or school when you didn't want them to be there.

246 Responses



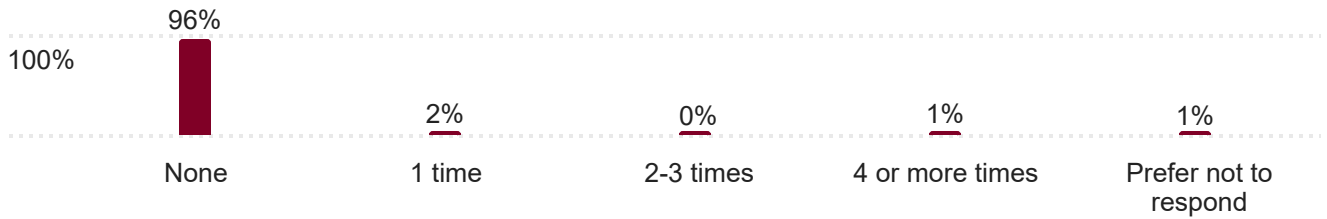
Q34_3 - c. Left strange or potentially threatening items for you to find.

245 Responses



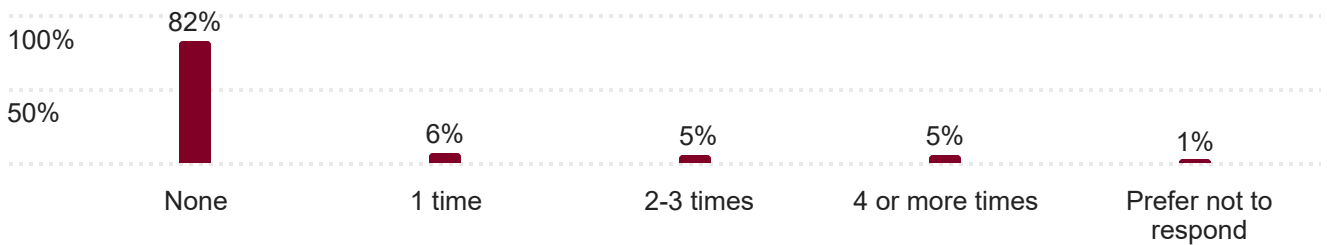
Q34_4 - d. Sneaked into your home or car and did things to scare you by letting you know they had been there.

244 Responses



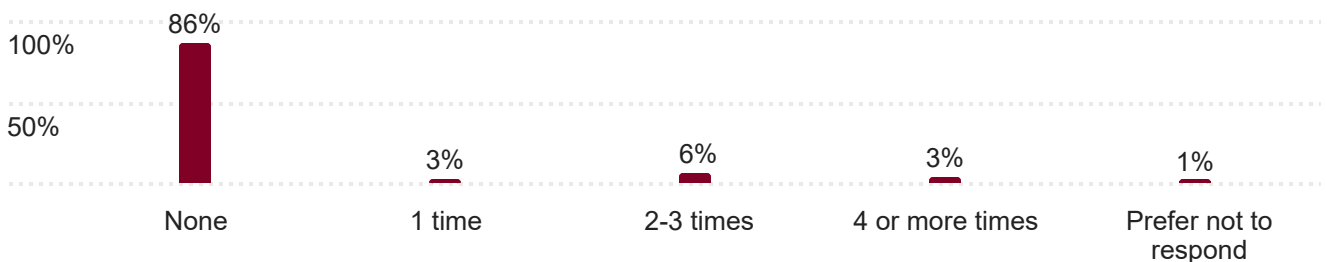
Q34_5 - e. Left you unwanted messages (including text, voice mail or social media messages).

244 Responses



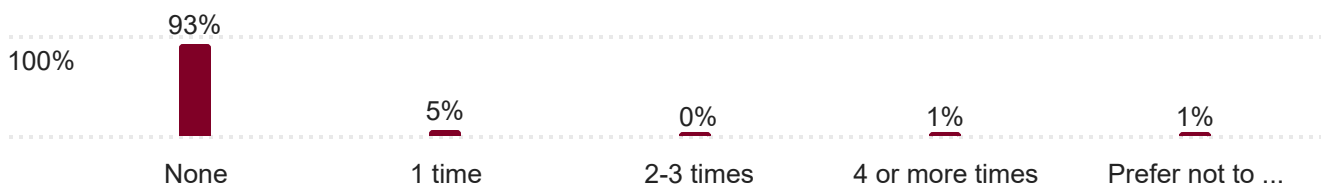
Q34_6 - f. Made unwanted phone calls to you (including hang up calls).

243 Responses



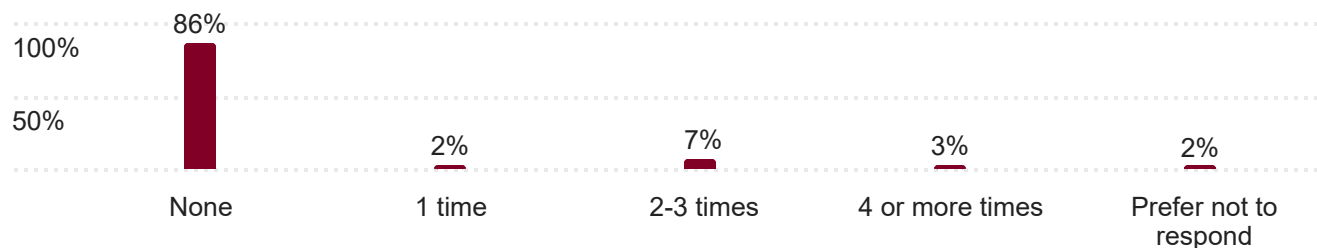
Q34_7 - g. Left you cards, letters, flowers, or presents when they knew you didn't want them to.

244 Responses



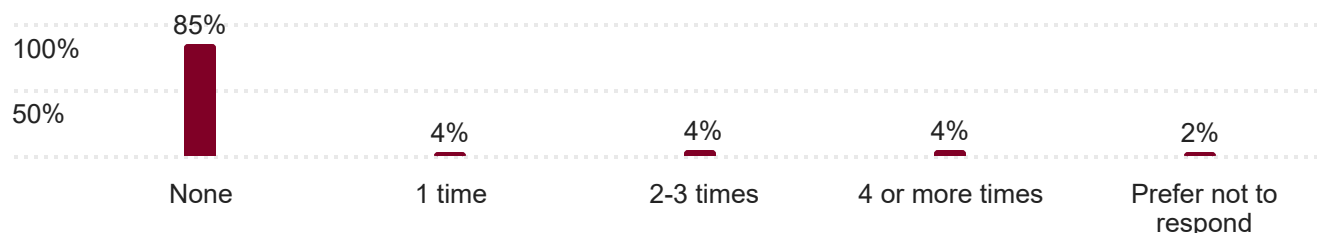
Q34_8 - h. Made rude or mean comments to you online.

243 Responses



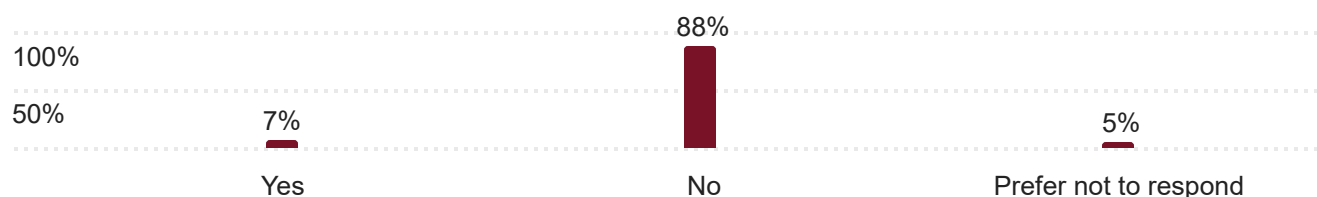
Q34_9 - i. Spread rumors about you online, whether they were based on truth or not.

241 Responses



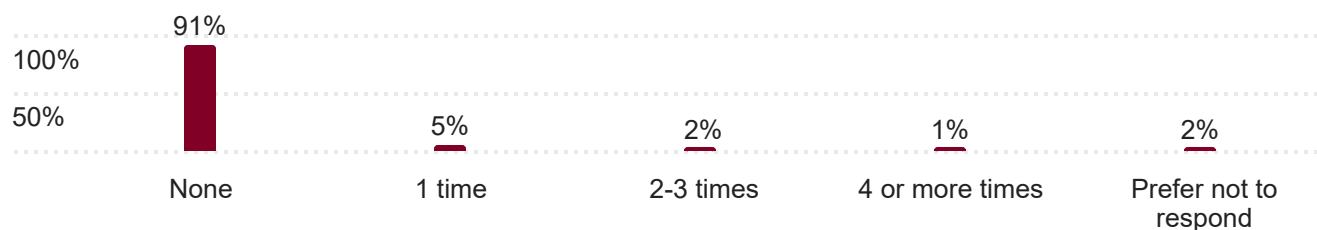
Q46 - While you have been at SIUC in the last 12 months, has a partner controlled or tried to control you?

235 Responses



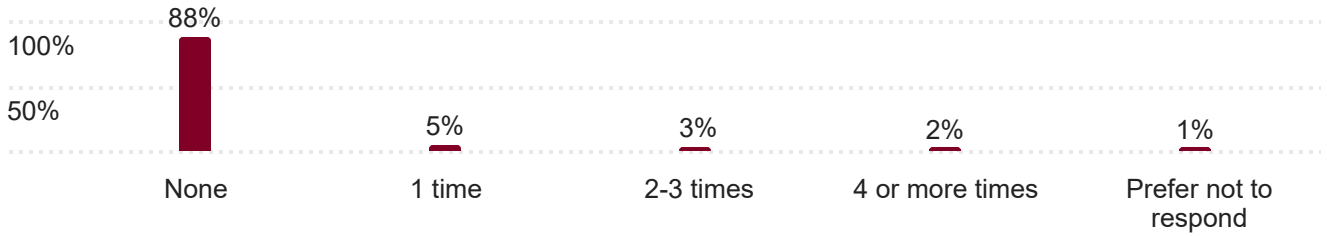
Q47_1 - a. The person threatened to hurt me and I thought I might really get hurt.

237 Responses



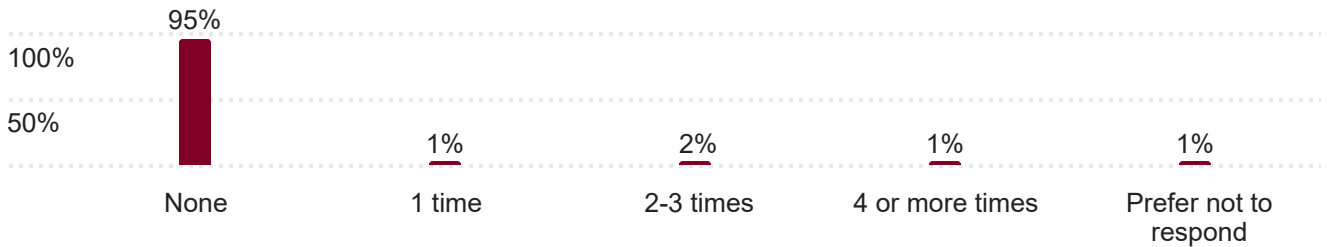
Q47_2 - b. The person pushed, grabbed, or shook me.

236 Responses



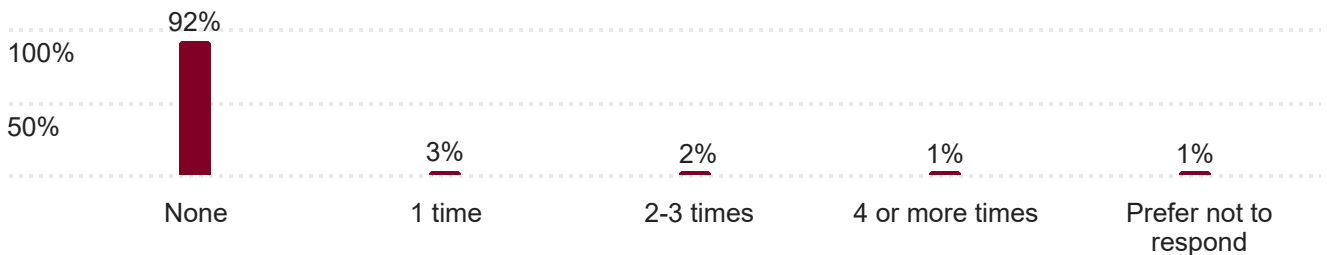
Q47_3 - c. The person choked me and/or tried to stop me from breathing.

236 Responses



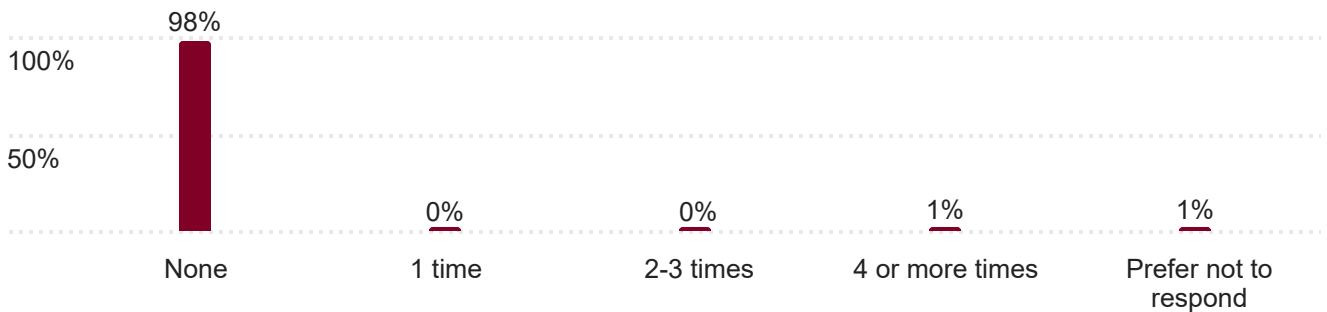
Q47_4 - d. The person hit me.

236 Responses



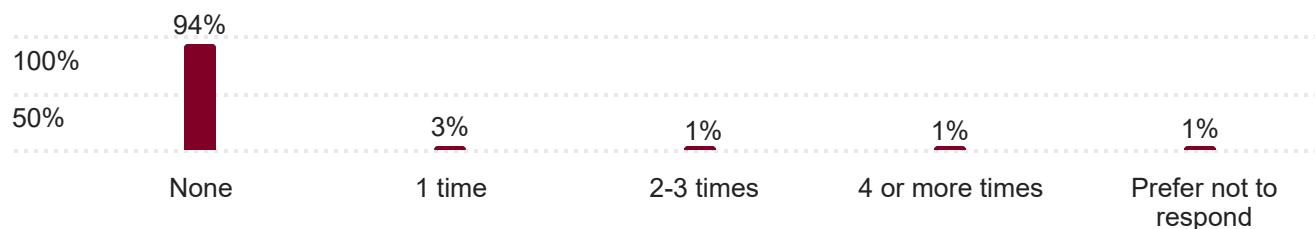
Q47_5 - e. The person beat me up.

235 Responses



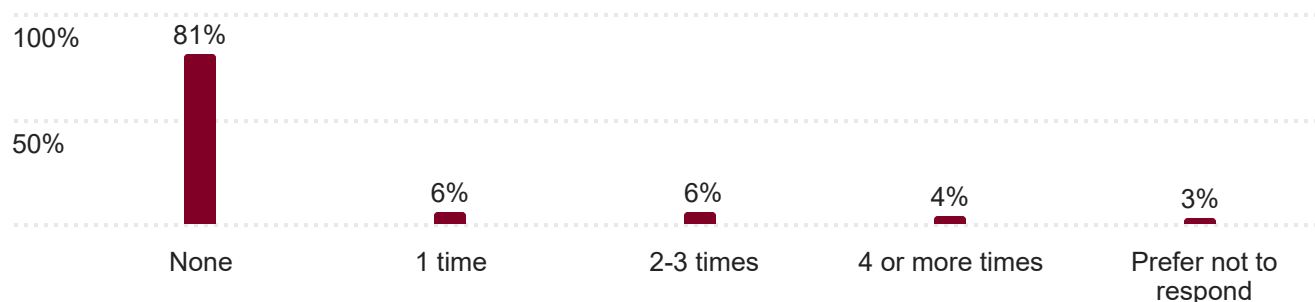
Q47_6 - f. The person stole or destroyed my property.

236 Responses



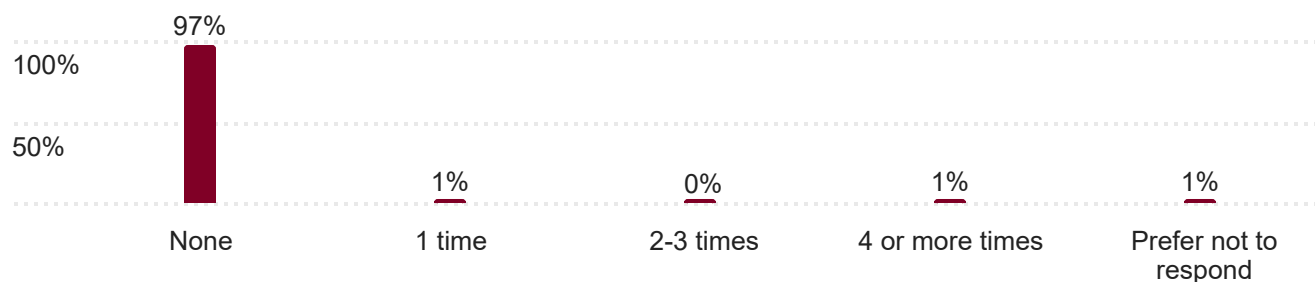
Q47_7 - g. The person scared me without laying a hand on me.

236 Responses



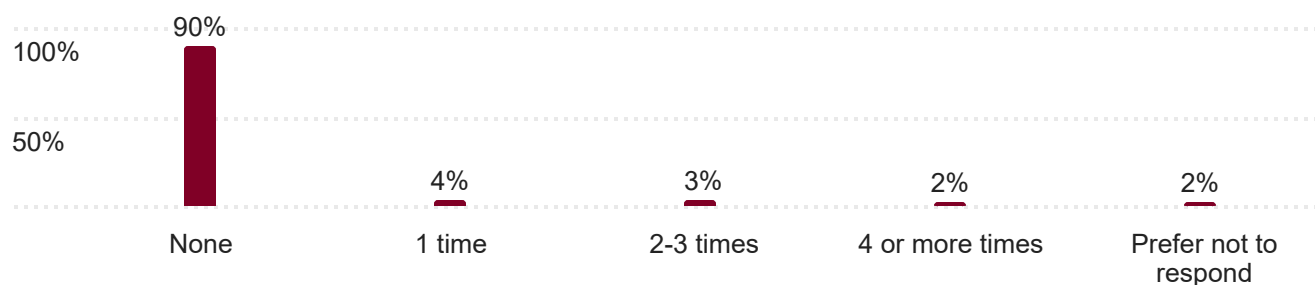
Q47_8 - h. The person controlled my finances.

236 Responses



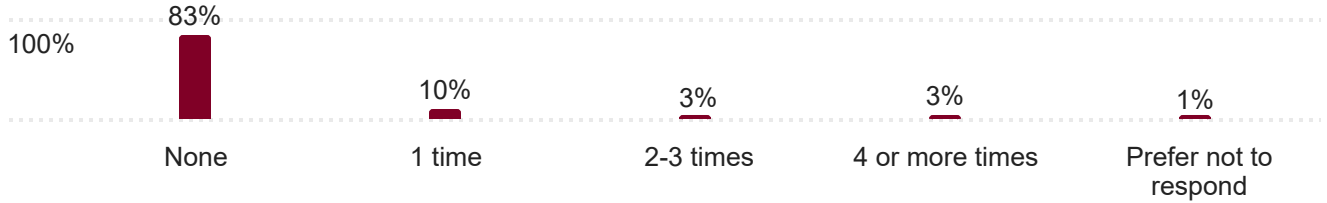
Q47_9 - i. The person blocked my exit or physically restrained me.

236 Responses



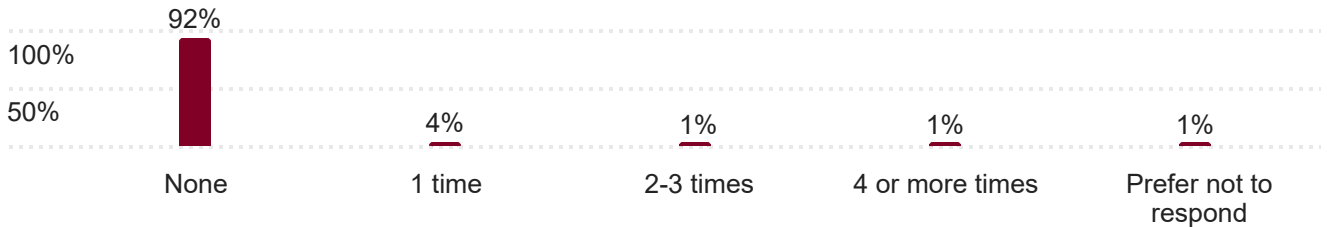
Q59_1 - a. Someone fondled, kissed, or rubbed up against the private areas of my body without my consent.

237 Responses



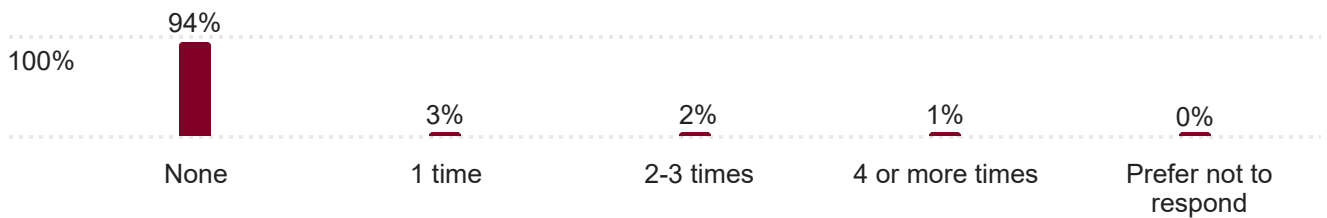
Q59_2 - b. Someone removed some of my clothes without my consent (but did not attempt sexual penetration).

237 Responses



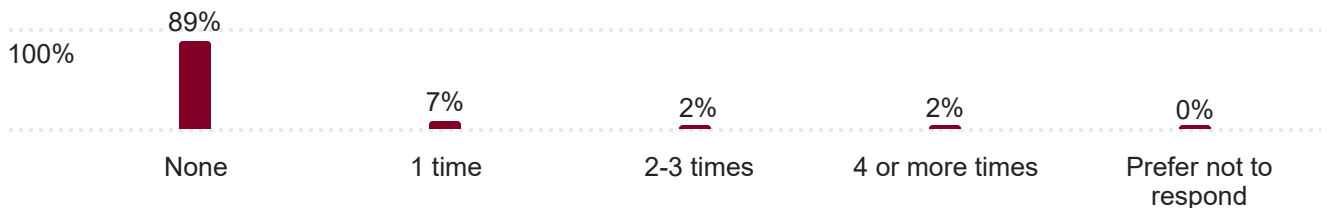
Q59_3 - c. Someone orally or anally penetrated me or made me orally or anally penetrate them without my consent.

237 Responses



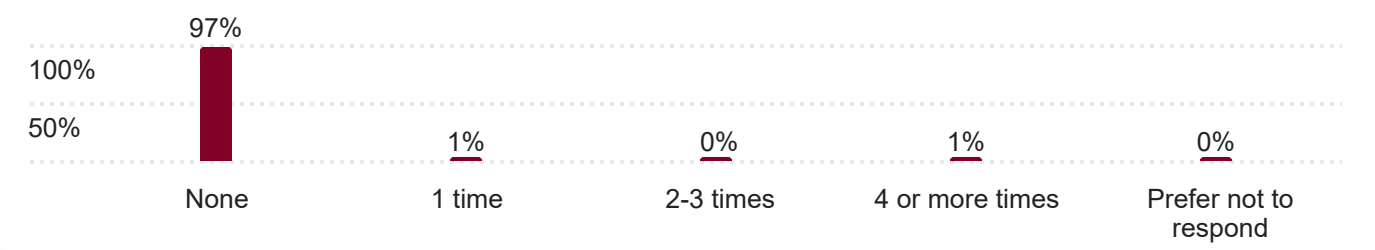
Q59_4 - d. Someone put their penis, fingers, or other objects into my vagina and/or butt without my consent.

236 Responses



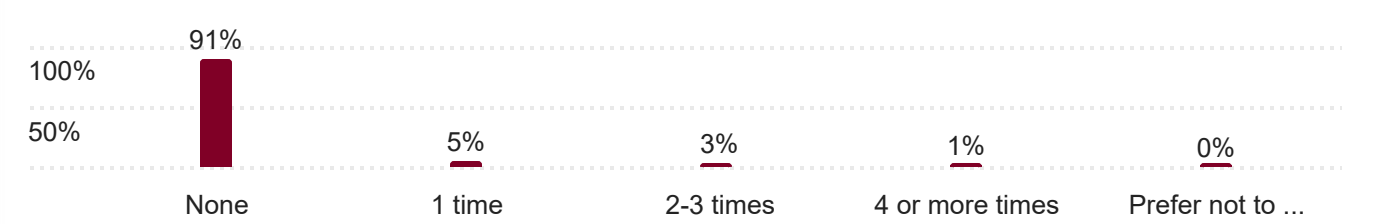
Q59_5 - e. Someone forced me to put my penis, fingers, or other objects into their vagina and/or butt without my consent.

236 Responses



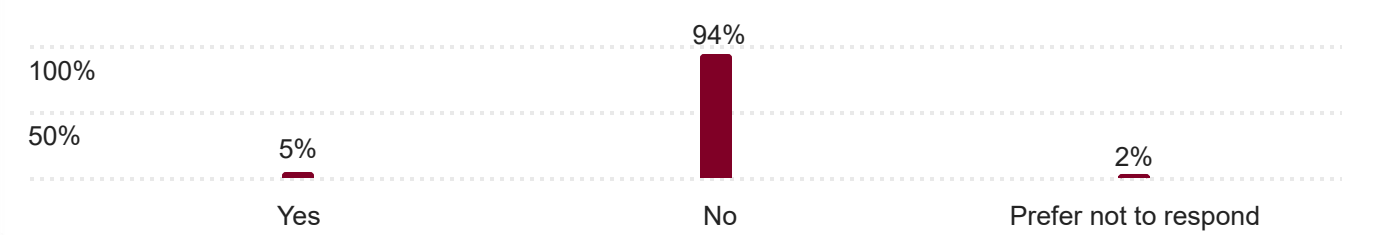
Q59_6 - f. Someone attempted to engage in nonconsensual sexual contact with me (including oral, anal, or vaginal penetration) even though they were not successful.

236 Responses



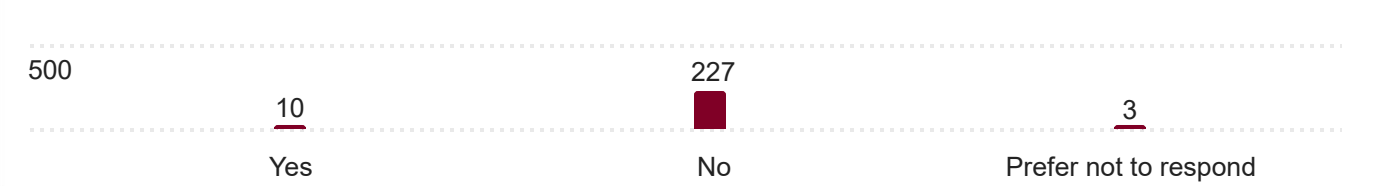
Q72 - Have you ever withdrawn from Southern Illinois University, Carbondale?

241 Responses



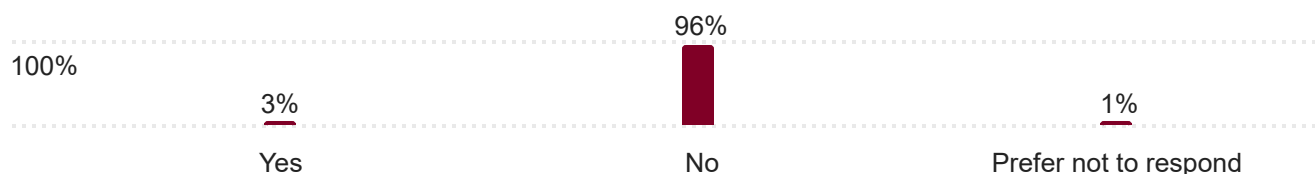
Q74 - Have you ever taken a leave of absence from Southern Illinois University, Carbondale?

240 Responses



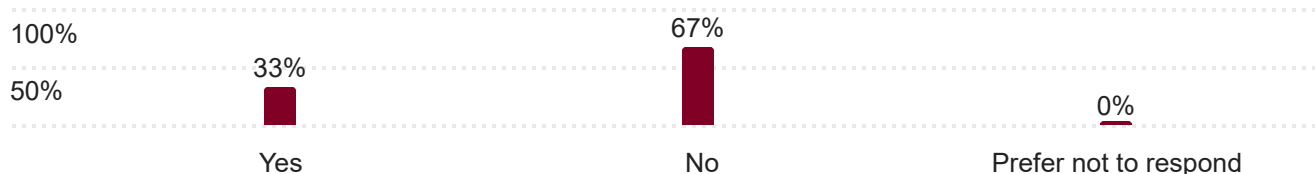
Q76 - Have you ever transferred out of Southern Illinois University, Carbondale?

237 Responses



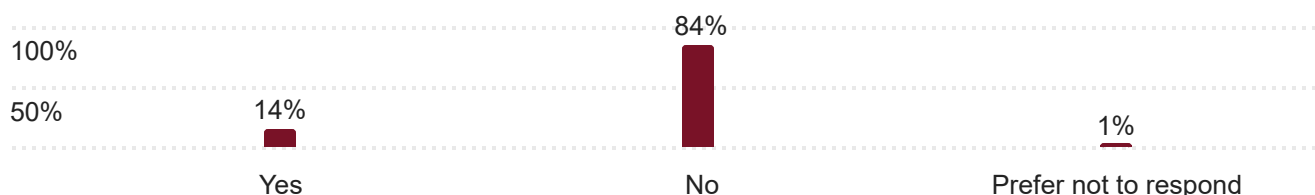
Q78 - Have you ever withdrawn from a class(es) at Southern Illinois University, Carbondale?

237 Responses



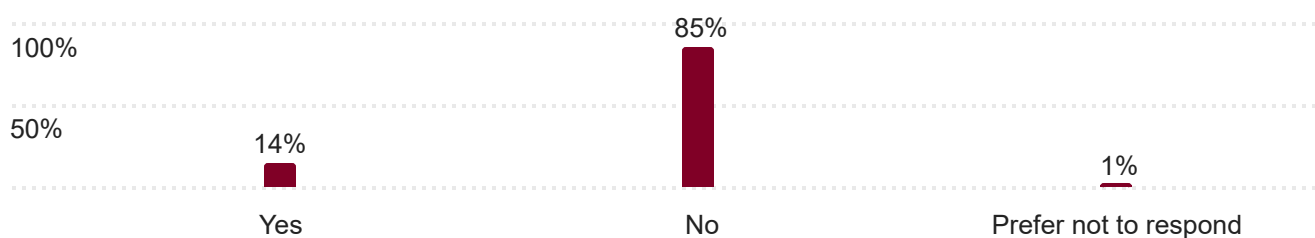
Q79 - Was your withdrawal from a class(es) influenced by the experience(s) identified above at Southern Illinois University, Carbondale?

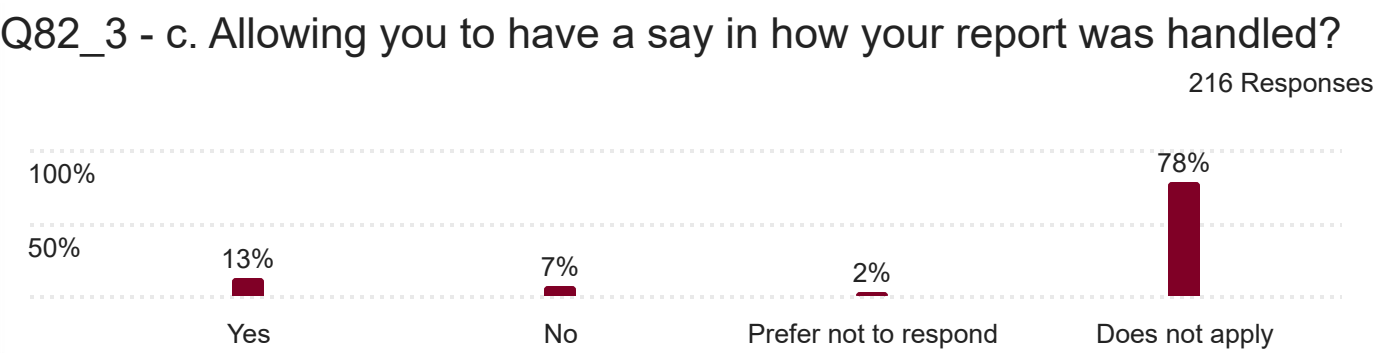
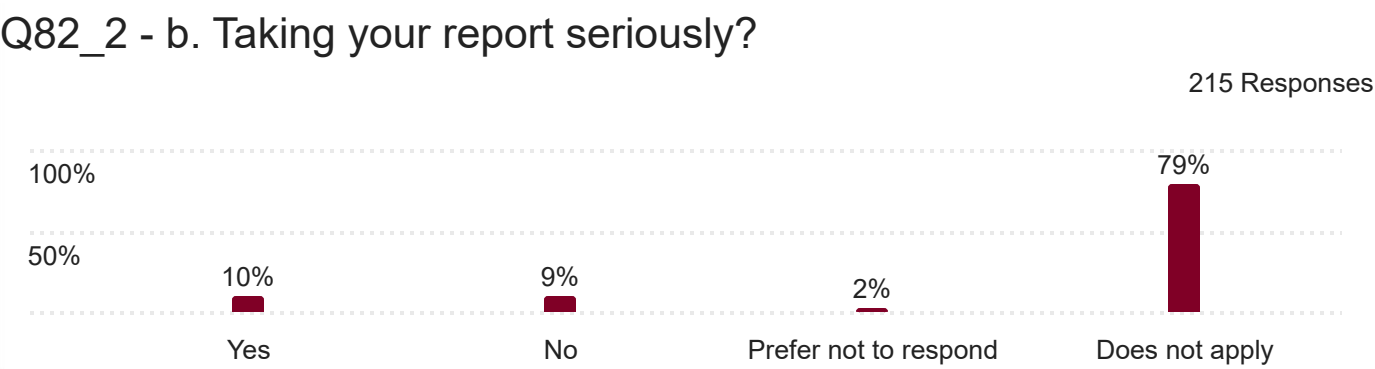
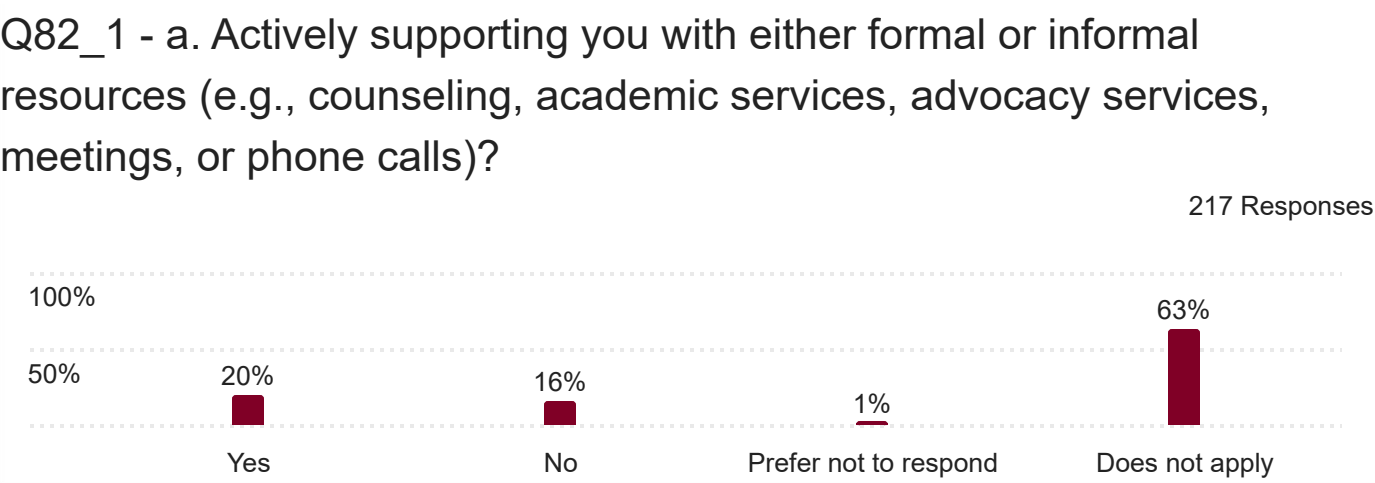
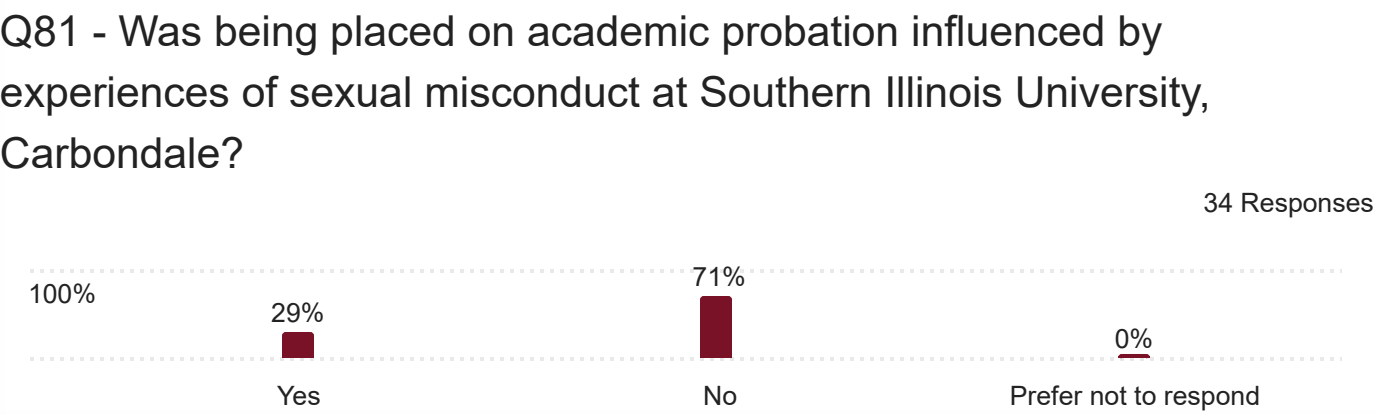
77 Responses



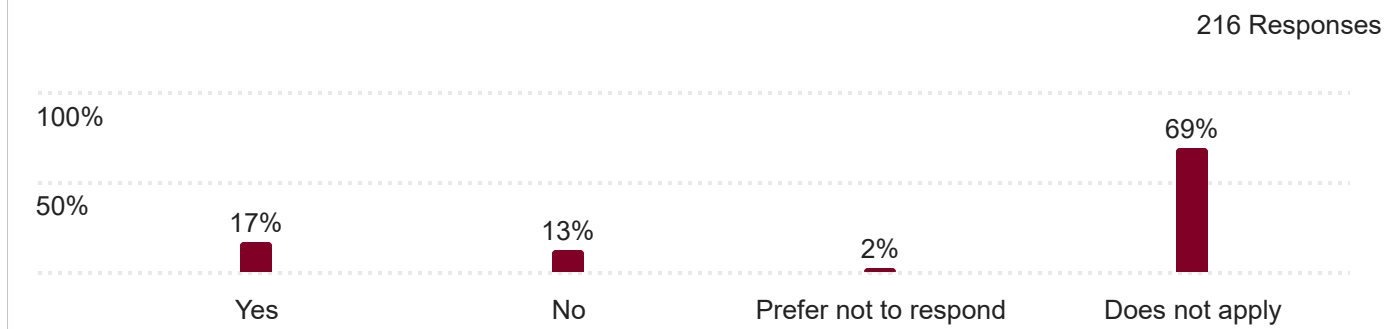
Q80 - Have you ever been placed on academic probation at Southern Illinois University, Carbondale?

239 Responses

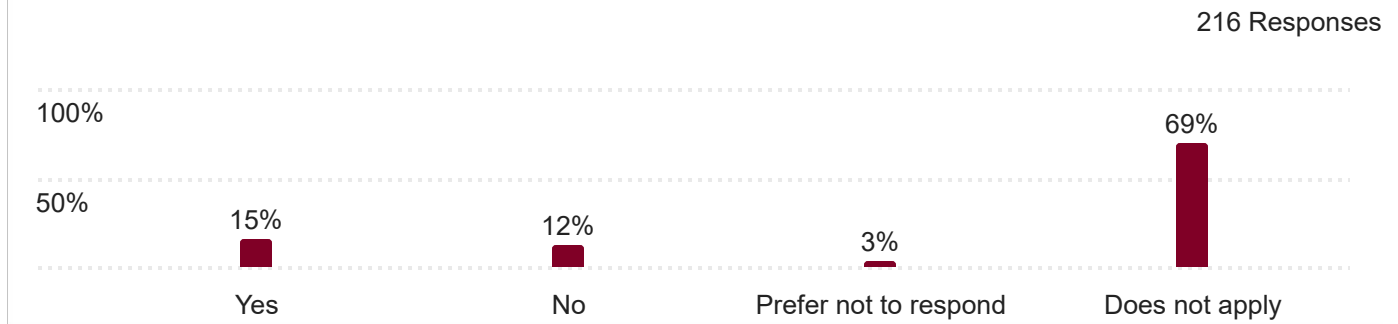




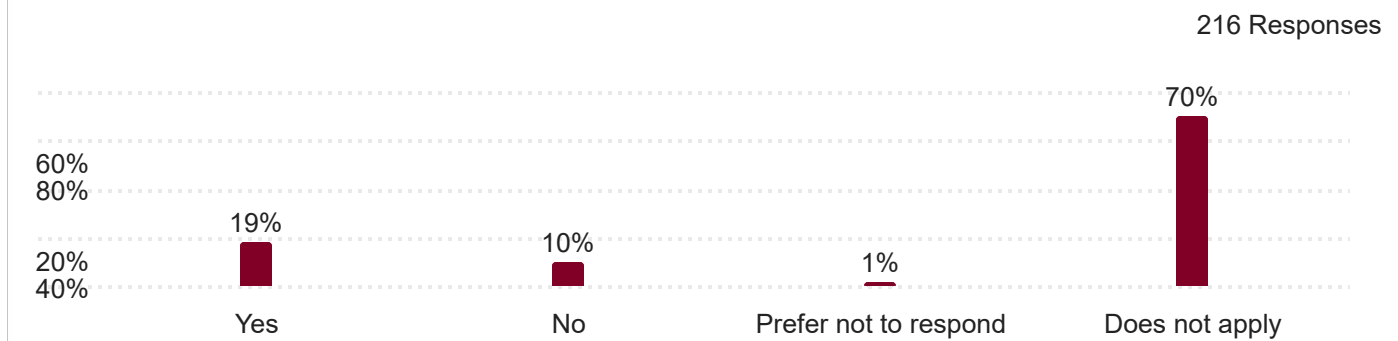
Q82_4 - d. Ensuring you were treated as an important member of the institution?



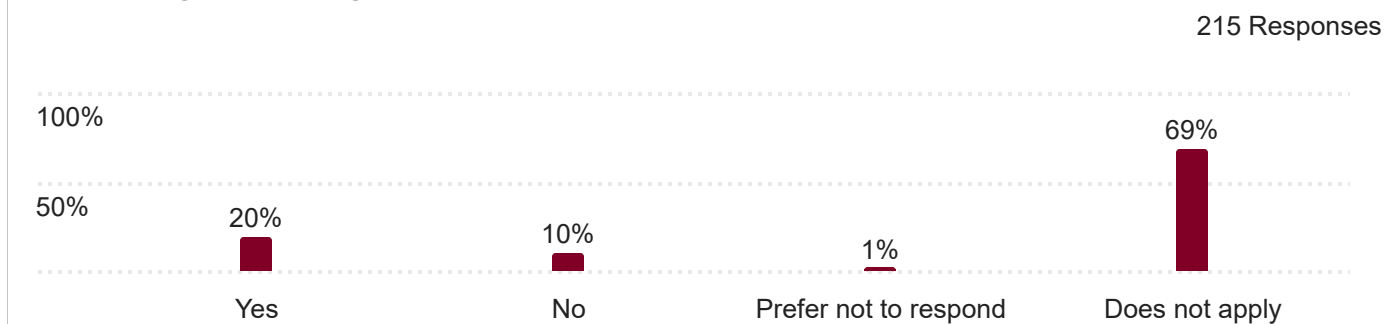
Q82_5 - e. Meeting your needs for support and accommodations?



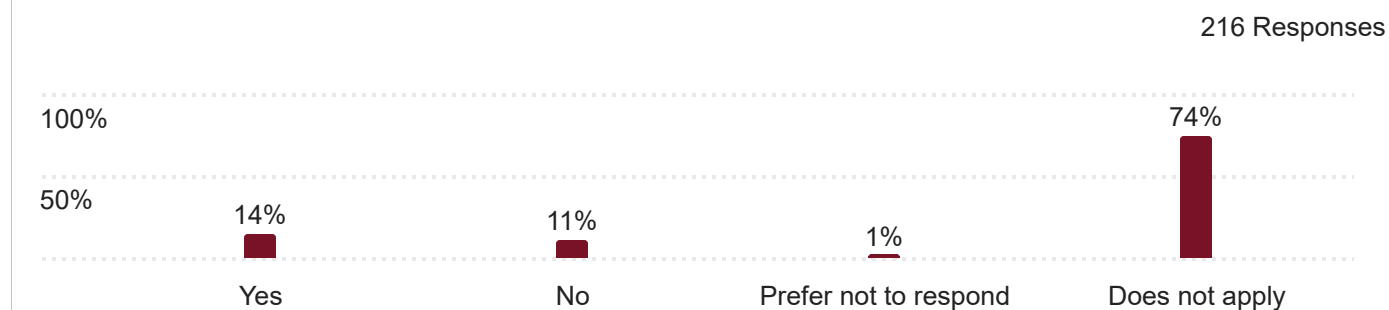
Q82_6 - f. Discussing its policies about protection from retaliation?



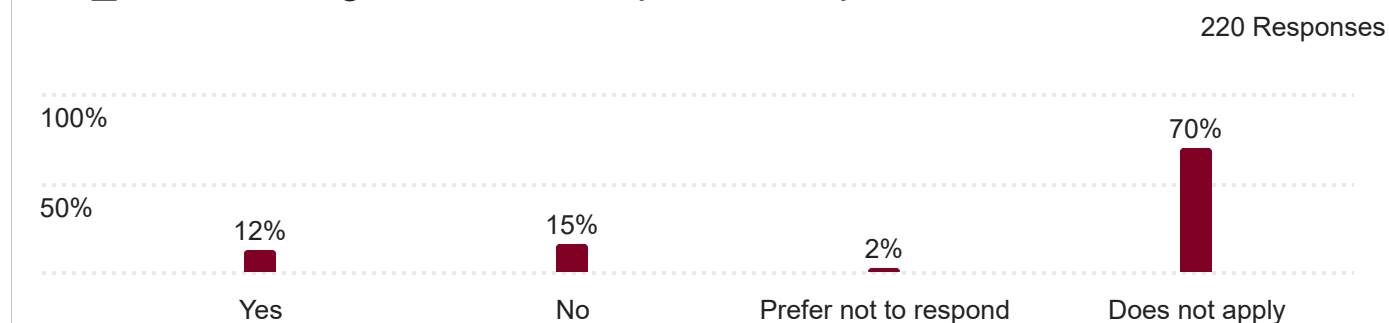
Q82_7 - g. Sharing options for academic and other accommodations?



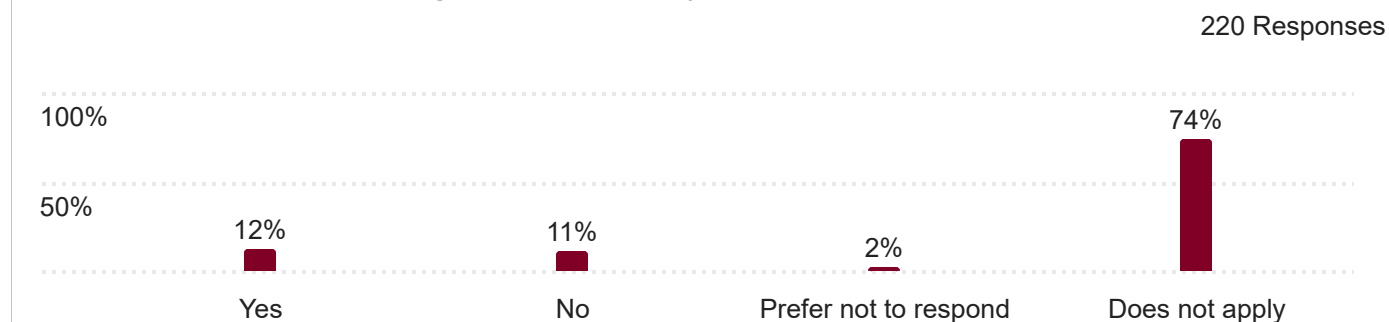
Q82_8 - h. Giving you information about options through a criminal process?



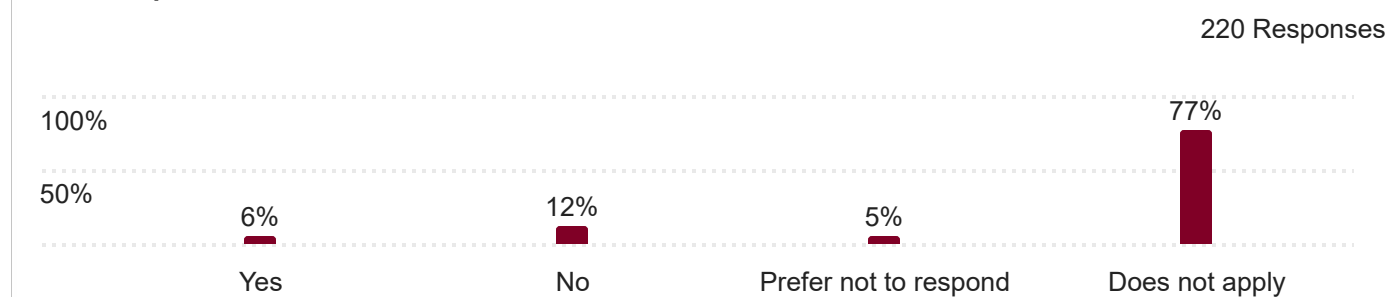
Q83_1 - a. Making it difficult to report the experience/s?



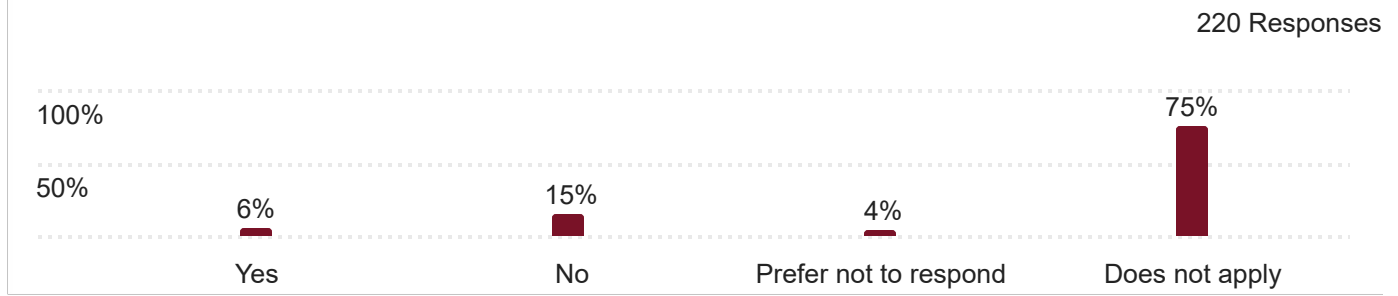
Q83_2 - b. Responding inadequately to the experience/s, if reported?



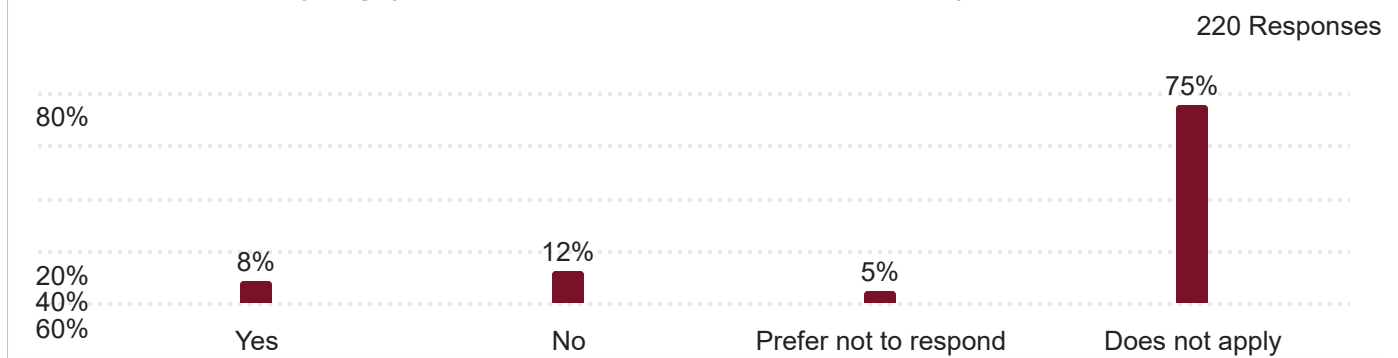
Q83_3 - c. Mishandling your case, if disciplinary action was contemplated?



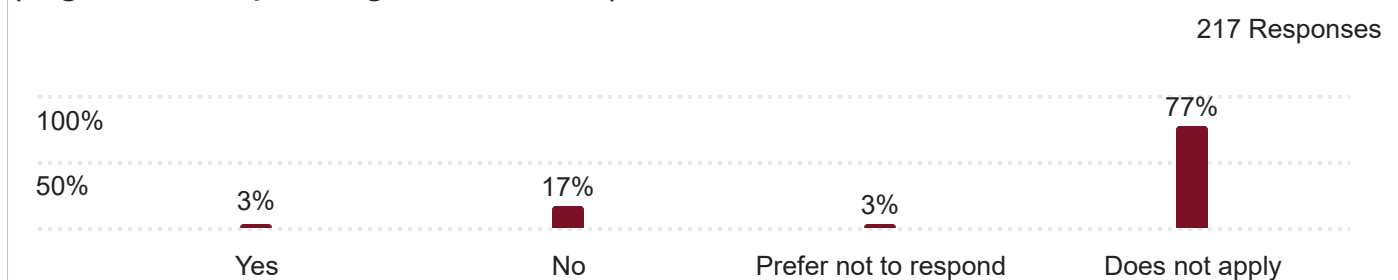
Q83_4 - d. Covering up the experience/s?



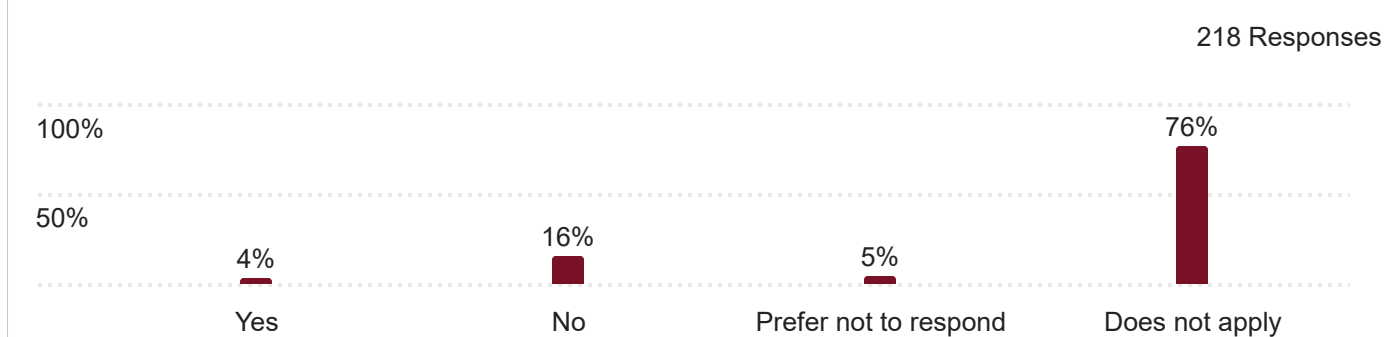
Q83_5 - e. Denying your experience/s in some way?



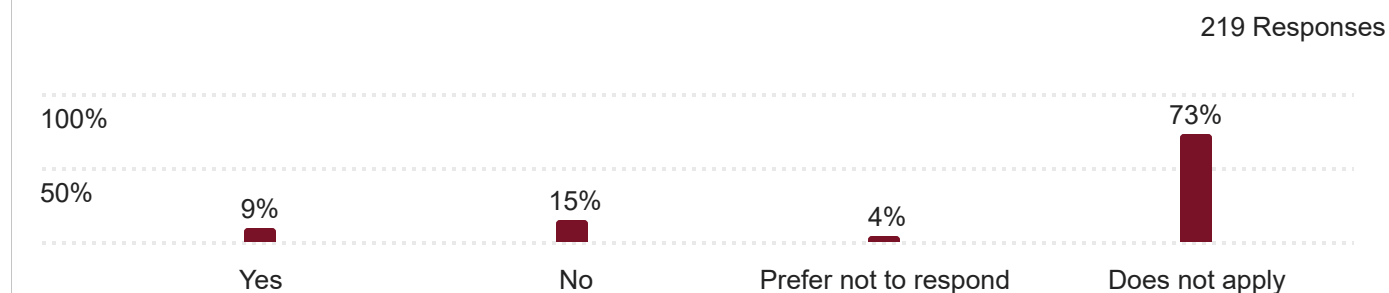
Q83_6 - f. Punishing you in some way for reporting the experience/s (e.g., loss of privileges or status)?



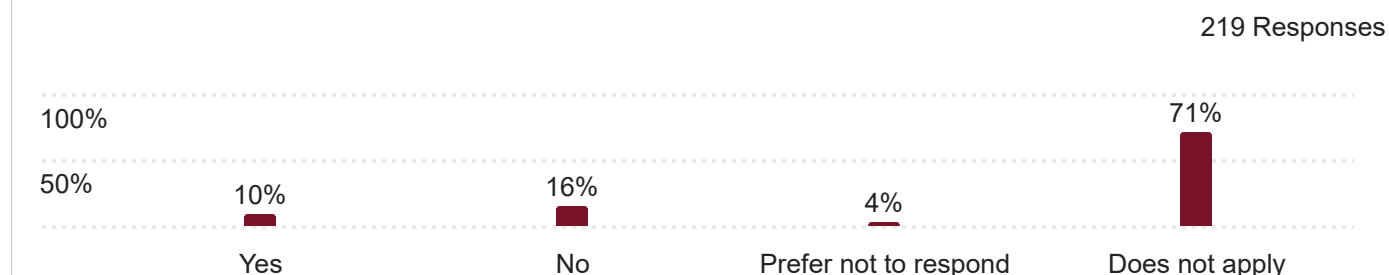
Q83_7 - g. Suggesting your experience/s might affect the reputation of the institution?



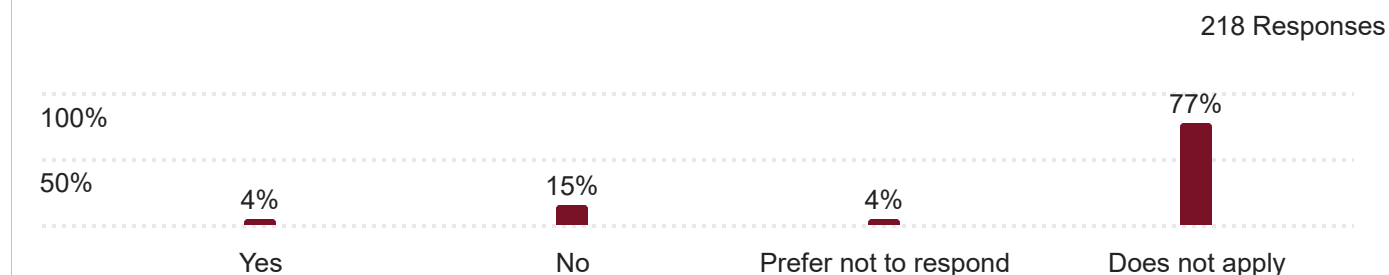
Q83_8 - h. Creating an environment where you no longer felt like a valued member of the institution?



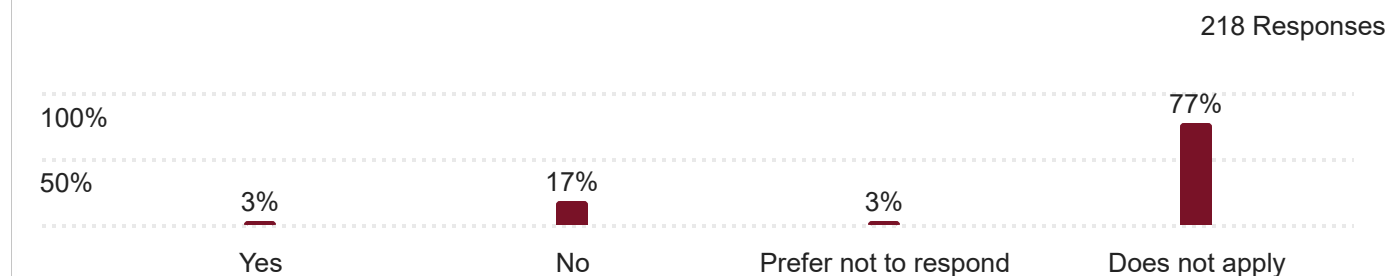
Q83_9 - i. Creating an environment where staying at SIUC was difficult for you?



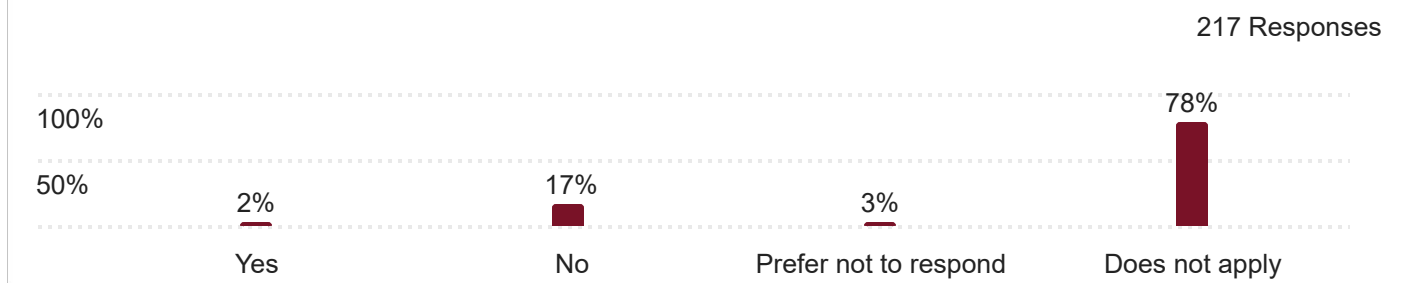
Q83_10 - j. Responding differently to your experience/s based on your sexual orientation or gender identity?



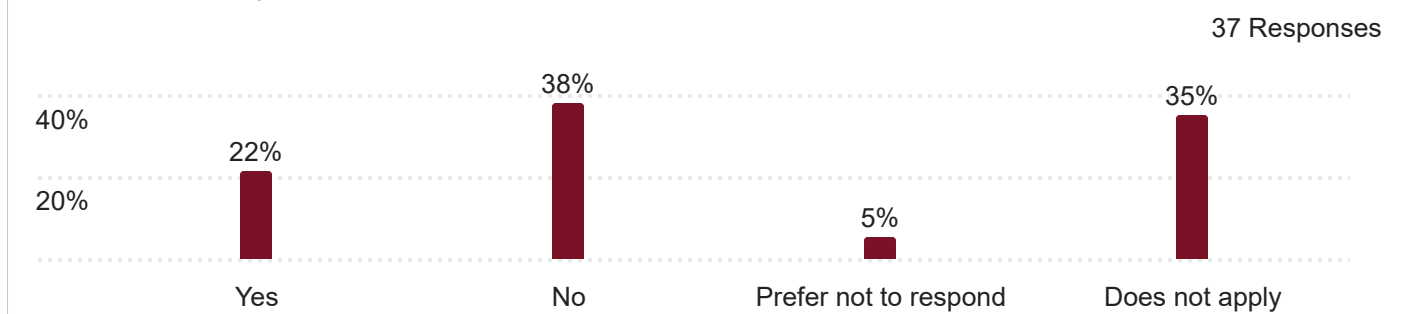
Q83_11 - k. Responding differently to your experience/s based on your racial or ethnic background?



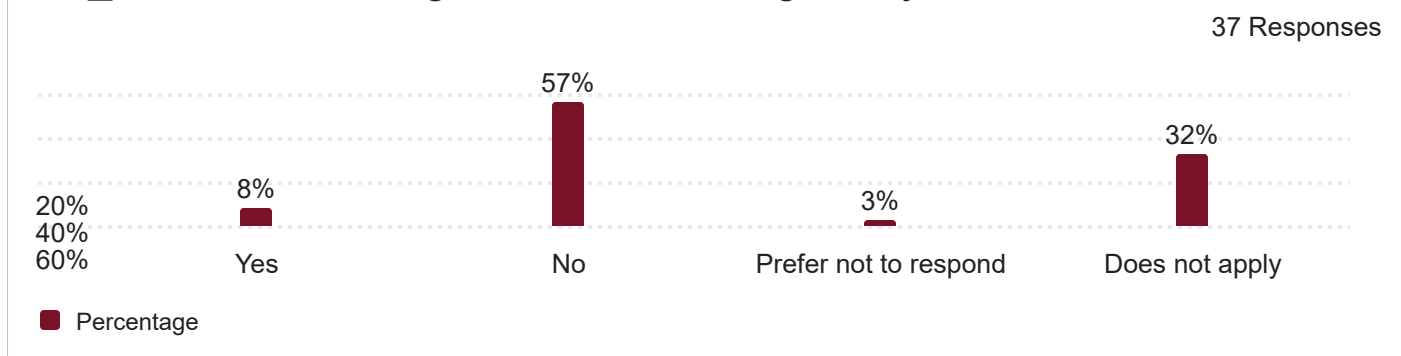
Q83_12 - I. Responding differently to your experience/s based on your disability status?



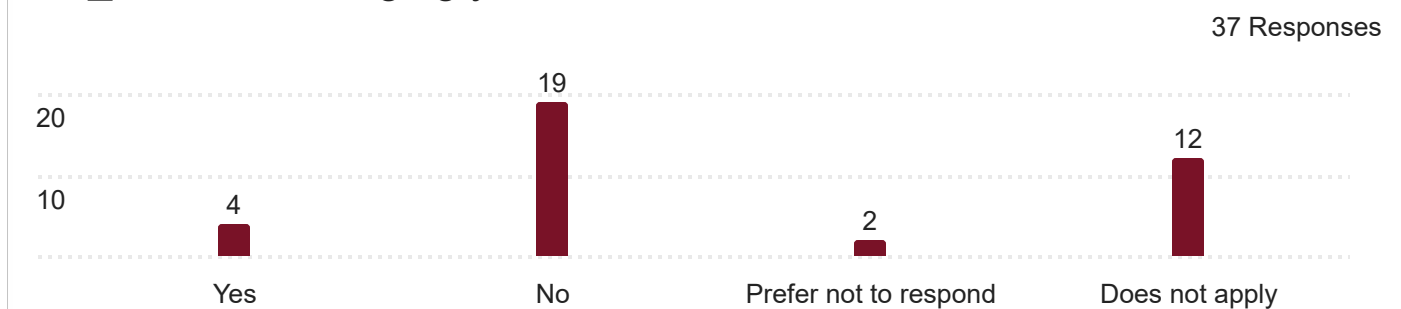
Q84_1 - a. Warning you that you could face lawsuits from the person who harmed you?



Q84_2 - b. Threatening to file a lawsuit against you?

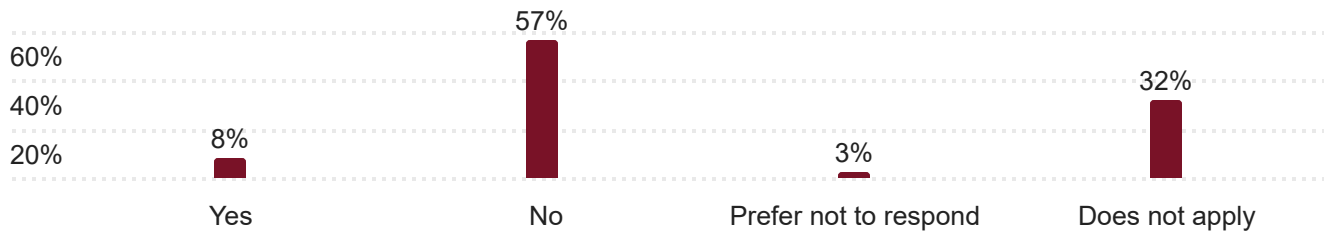


Q84_3 - c. Encouraging you to take a leave of absence?



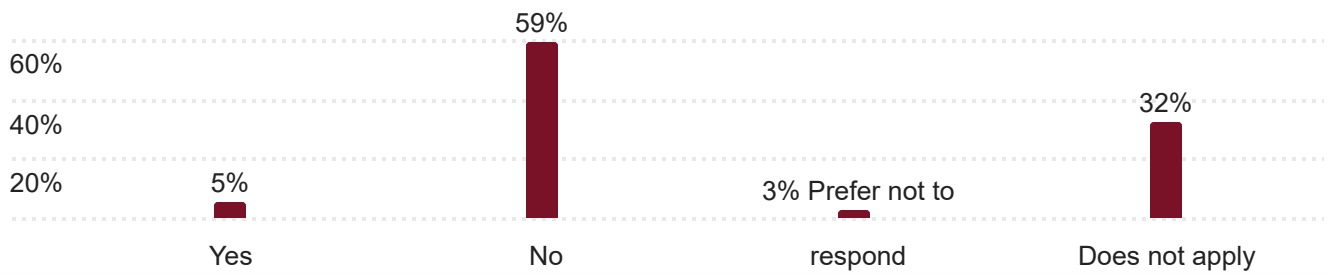
Q84_4 - d. Encouraging you to transfer schools?

37 Responses



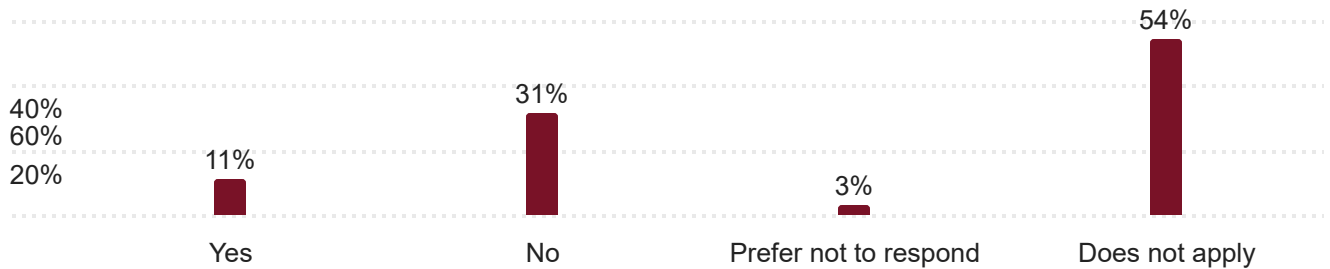
Q84_5 - e. Encouraging you to drop out of school?

37 Responses



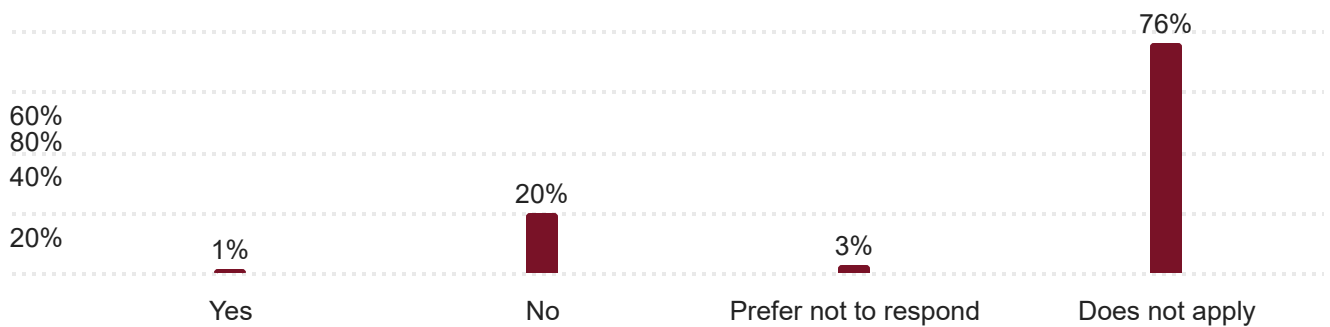
Q84_6 - f. Other

35 Responses



Q85_1 - a. The person who caused you harm filed a Title IX complaint.

210 Responses



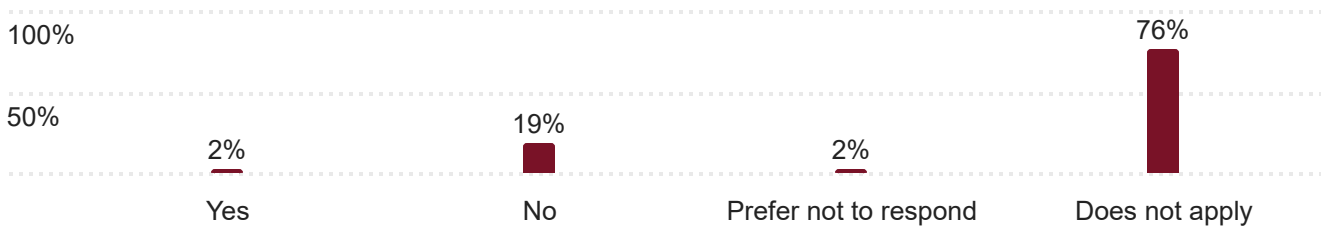
Q85_2 - b. The person who caused you harm filed a protective order against you in court.

211 Responses



Q85_3 - c. The person who caused you harm threatened to sue you.

211 Responses



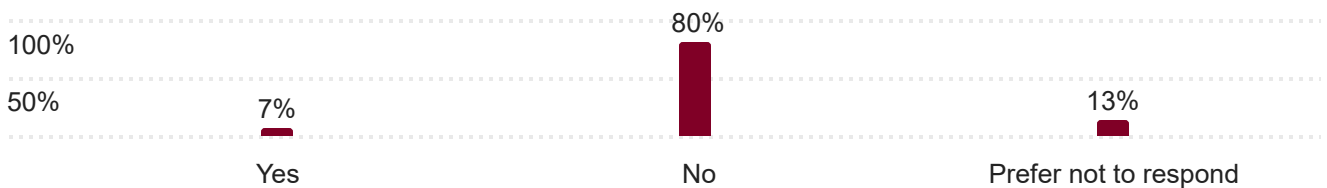
Q85_4 - d. The person who caused you harm (or their attorney) threatened to sue or did sue the school over the case.

211 Responses



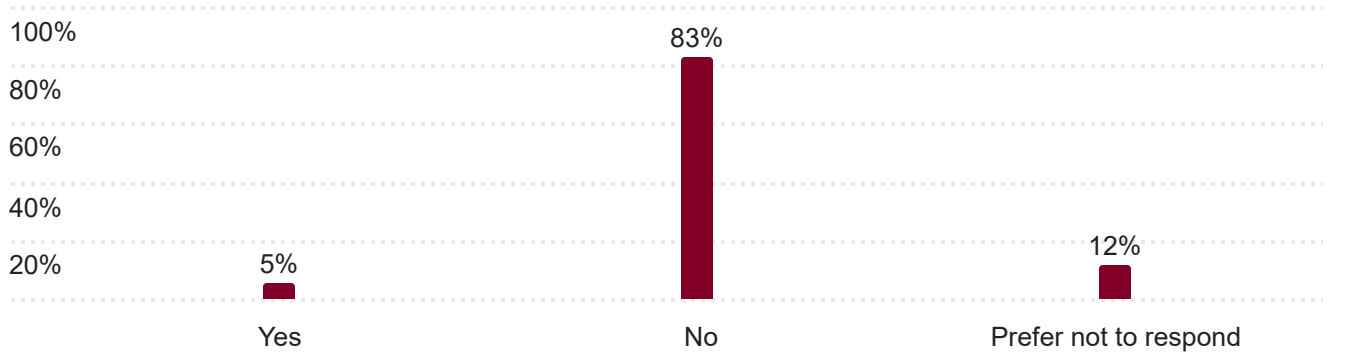
Q86_1 - a. I was pressured, intimidated, and/or threatened by someone to not make a report.

212 Responses



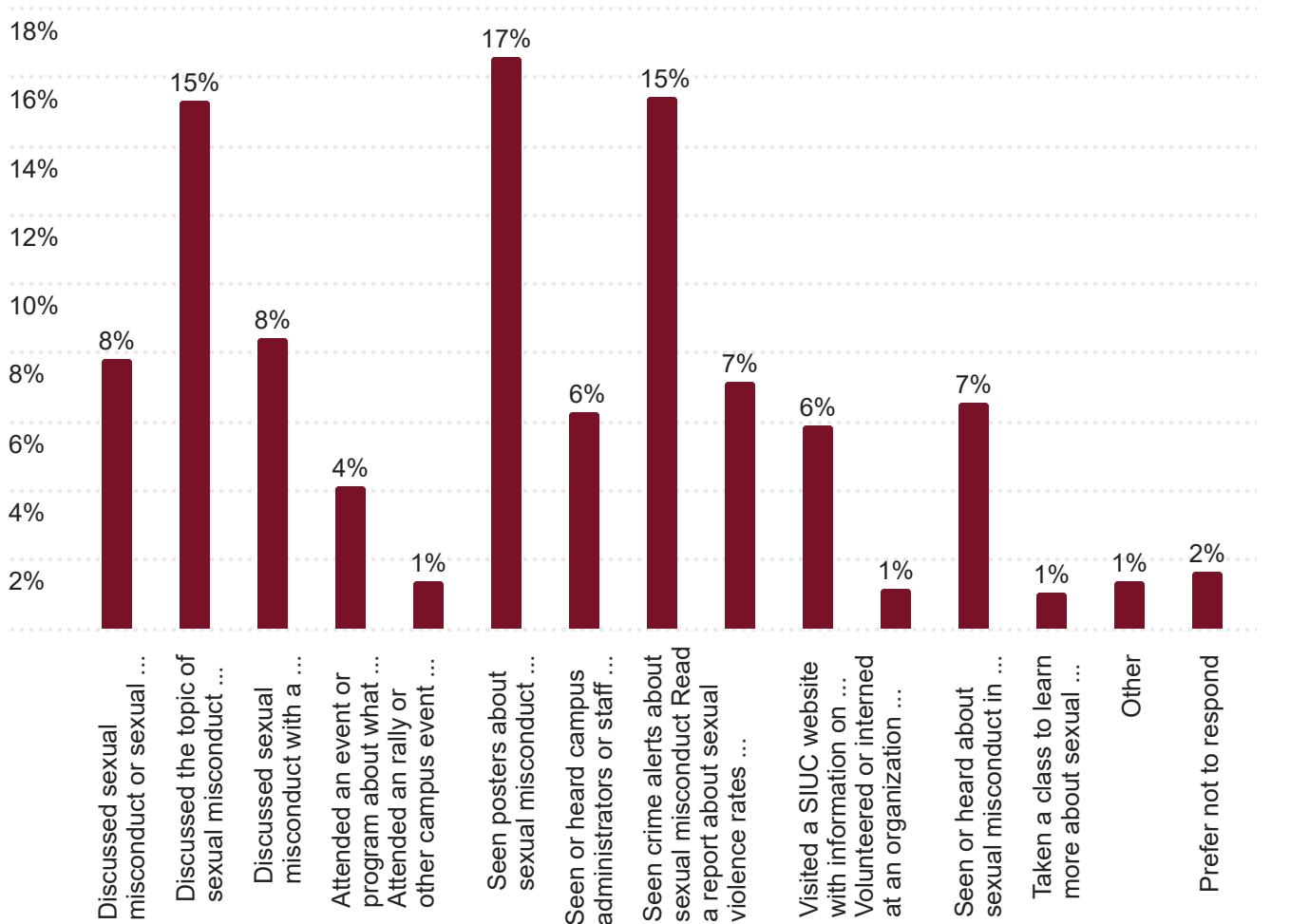
Q86_2 - b. I was pressured, intimidated, and/or threatened by someone after making a report.

210 Responses



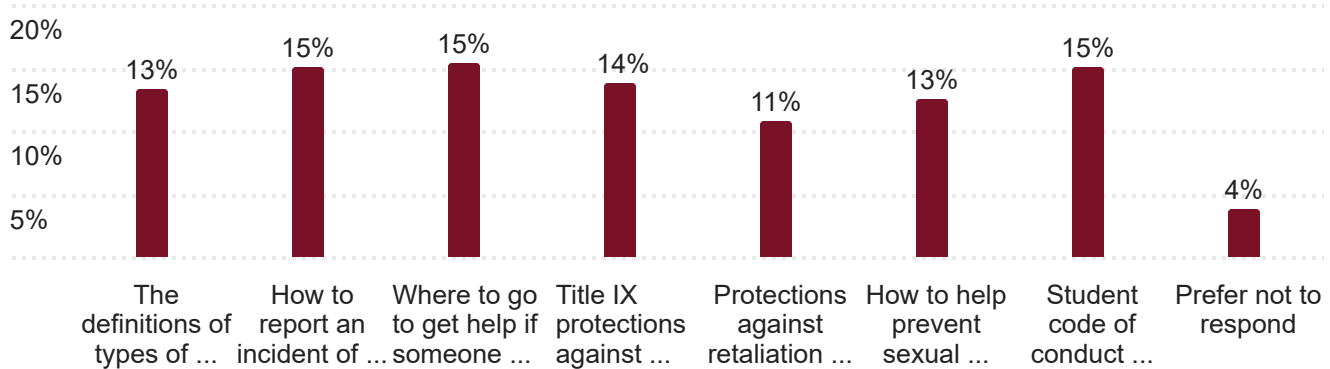
Q87 - Since you came to Southern Illinois University, Carbondale, which of the following have you done? (Select all that apply)

199 Responses



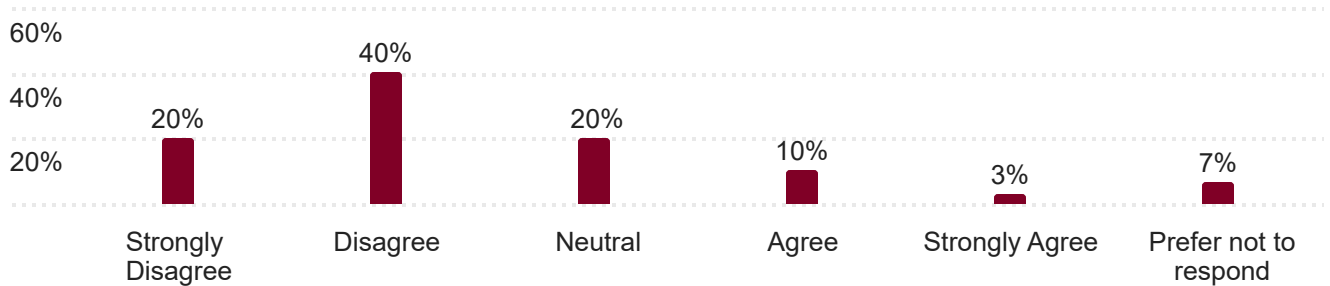
Q88 - Since coming to Southern Illinois University, Carbondale, have you received written (e.g., brochures, emails) or verbal information (e.g., presentations, training) from anyone at SIUC about the following?
(Select all that apply)

159 Responses



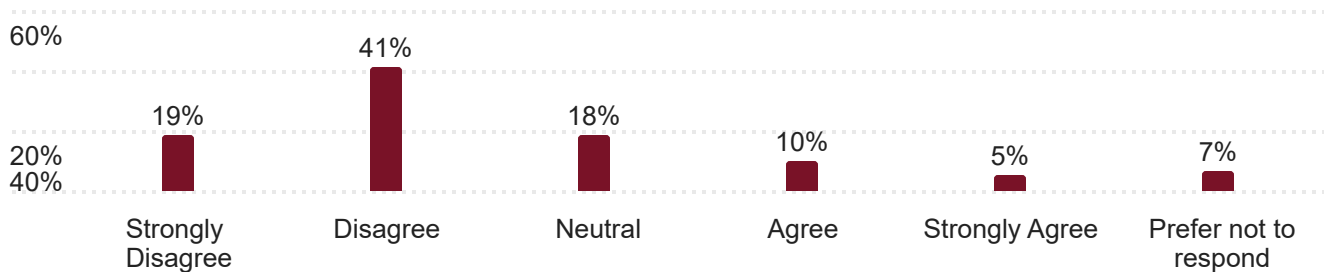
Q89_1 - a. Students would label the person making the report a troublemaker.

196 Responses



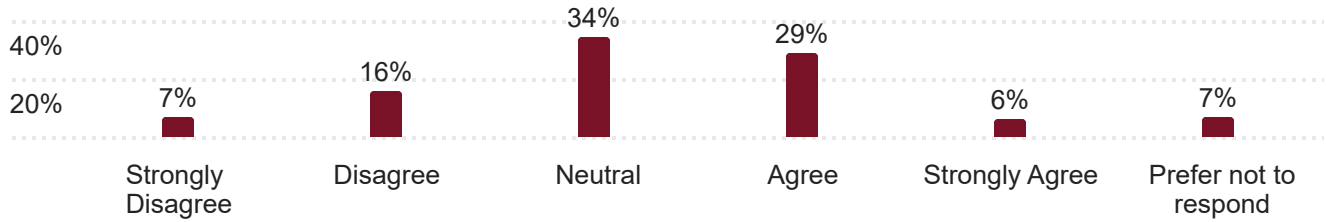
Q89_2 - b. Students would have a hard time supporting the person who made the report.

195 Responses



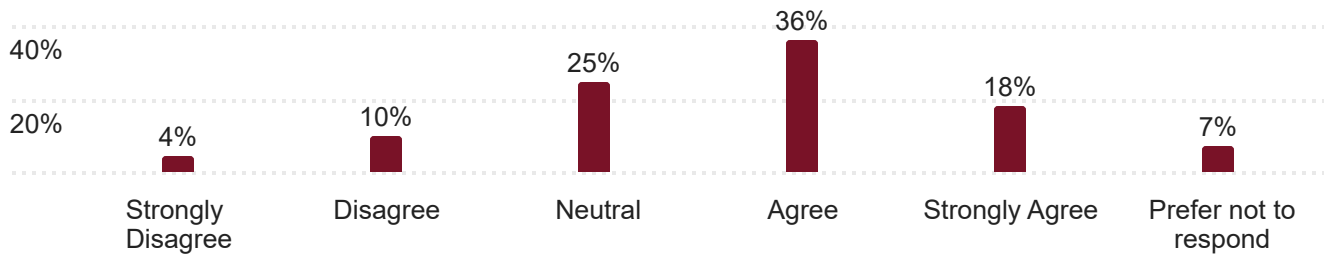
Q89_3 - c. The alleged offender(s) or their friends would try to get back at the person making the report.

195 Responses



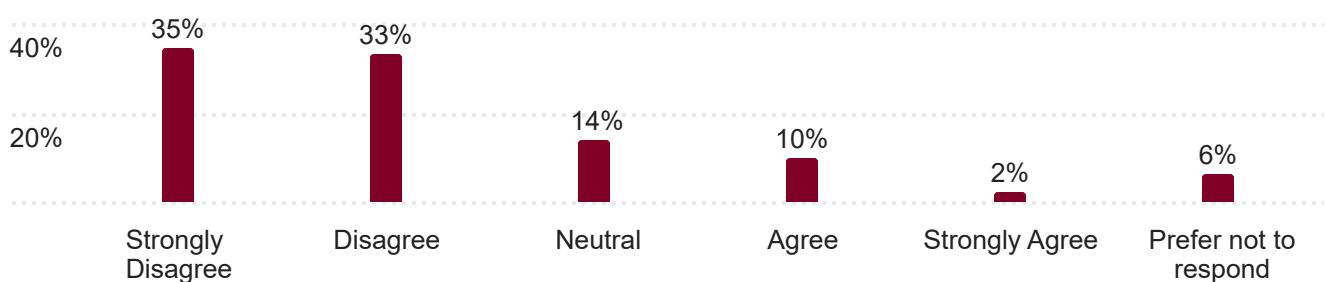
Q89_4 - d. Students would support the person making the report.

194 Responses



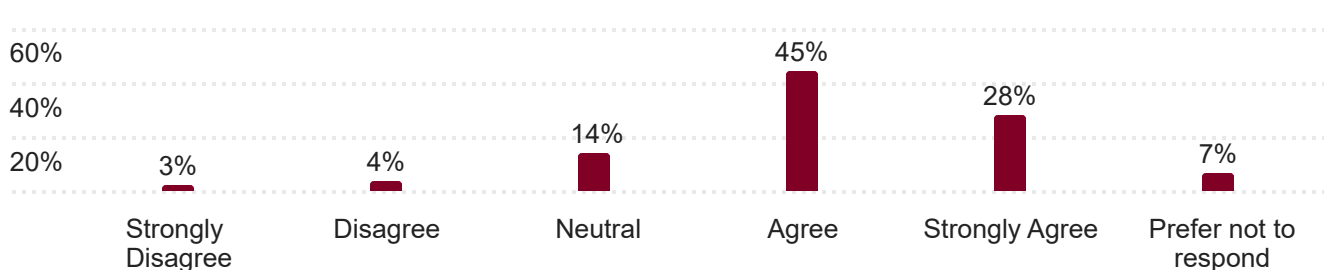
Q90_1 - a. Tell you that you could have done more to prevent this

193 Responses



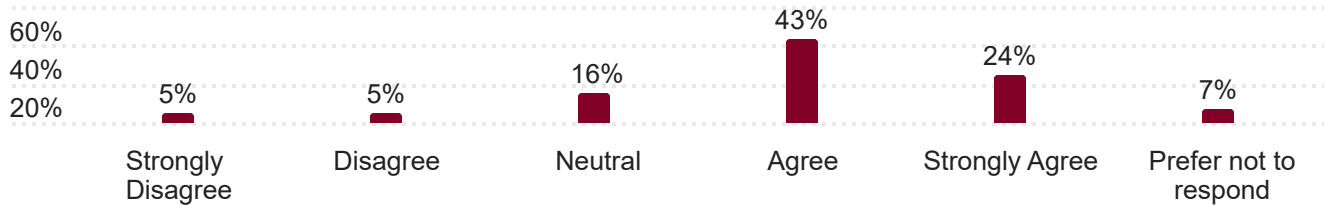
Q90_2 - b. Showed understanding of your experience.

193 Responses



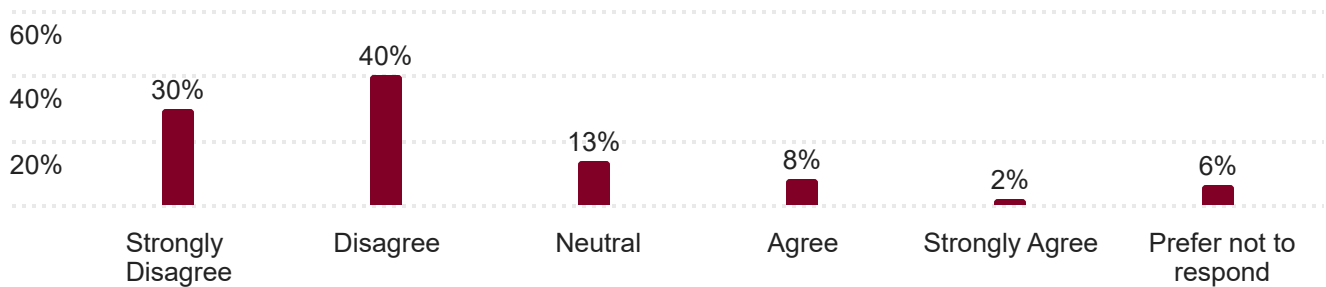
Q90_3 - c. Helped you get information of any kind about coping with the experience.

193 Responses



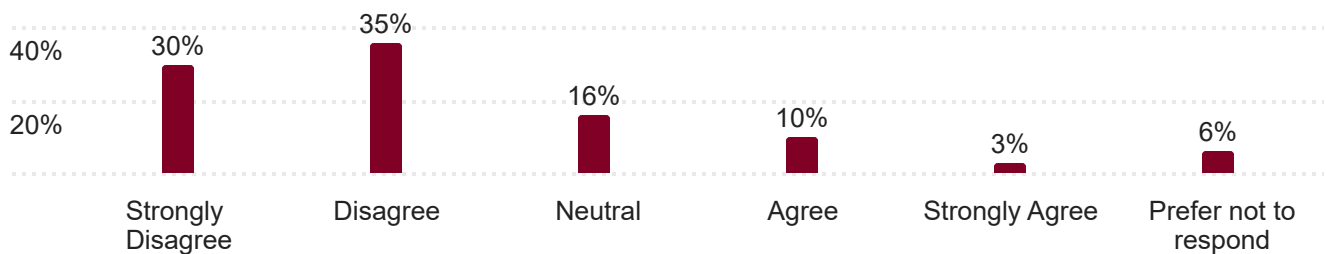
Q90_4 - d. Encouraged you to keep the experience a secret.

193 Responses



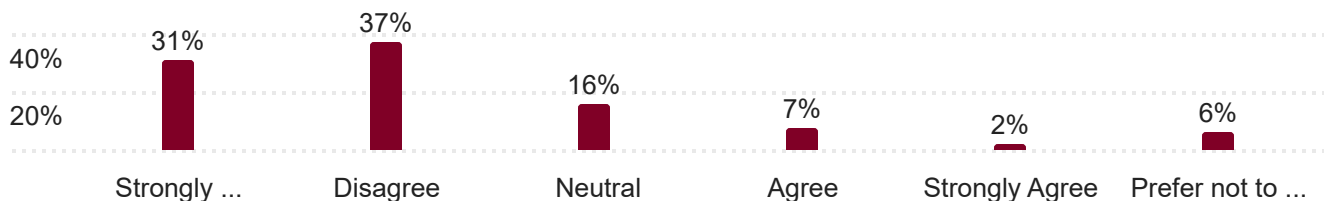
Q90_5 - e. Told you to stop thinking about it.

192 Responses



Q90_6 - f. Treated you differently in some ways that made you feel uncomfortable.

192 Responses



Your

**COLLEGE
HEALTH
RESOURCE**



SOUTHERN ILLINOIS UNIVERSITY
**STUDENT HEALTH
SERVICES**



@SIUHealthCenter